

Appendix TA - B

**MR PROFUN SUPPORTING
INFORMATION - Spreadsheet (3 of 4)**



PUBLIC

**London Resort Development
Table of Contents**

Table Number	Subject
TOC	Table of Contents
Visitors & Arrivals	LDP Design Day and Peak Day Visitors & Arrivals to Parks and RD+E
theme parks	LDP Updated Attendance Estimates for Theme Parks
waterpark	LDP Waterpark Attendance Estimates
accommodation	LDP Updated Accommodation/Hotel Estimates
RDE	LDP Updated Attendance Estimates for RD+E
Summary 1	Illustrative Annual Attendance to Parks Not Staying on Site - Year 2038
Summary 2	Attendance with Daily Attendance Brackets - Year 2038
Top 72 Attn	Top Attendance For Visitors Not Staying On-Site Days - Year 2038
Ops Calendar	Annual Operating Hours and Seasonality
Bnch 1.0	Historical Monthly Attendance Distribution of Existing London Attractions
MG 1.0	Illustrative Non-Hotel Annual Attendance Summary - Year 2024 - 2038
MG 2.0	Projected Monthly Attendance Based on Benchmark London Attractions
MG 3.0	Average Weekday Distribution of Attendance
MG 4.0	Boost in Holiday Attendance Compared to Normal Daily Attendance
MG 5.0	Illustrative Non-Hotel Visitor Arrival - Departure Patterns
MG 6.0	Illustrative Non-Hotel Daily Attendance: Year 2038
MG 7.Ar	Illustrative Non-Hotel Daily Arrivals - July 2038
MG 7.Dp	Illustrative Non-Hotel Daily Departures - July 2038
MG 7.OS	Illustrative Non-Hotel Peak On-Site - July 2038
SG 1.0	Illustrative Non-Hotel Annual Attendance Summary - Year 2024 - 2038
SG 2.0	Projected Monthly Attendance Based on Benchmark London Attractions
SG 3.0	Average Weekday Distribution of Attendance
SG 4.0	Boost in Holiday Attendance Compared to Normal Daily Attendance
SG 5.0	Illustrative Non-Hotel Visitor Arrival - Departure Patterns
SG 6.0	Illustrative Non-Hotel Daily Attendance: Year 2038
SG 7.Ar	Illustrative Non-Hotel Daily Arrivals - July 2038
SG 7.Dp	Illustrative Non-Hotel Daily Departures - July 2038
SG 7.OS	Illustrative Non-Hotel Peak On-Site - July 2038
RDE 1.0	Illustrative Non-Hotel Annual Attendance Summary - Year 2024 - 2038
RDE 2.0	Projected Monthly Attendance Based on Benchmark London Attractions
RDE 3.0	Average Weekday Distribution of Attendance
RDE 4.0	Boost in Holiday Attendance Compared to Normal Daily Attendance
RDE 5.0	Illustrative Non-Onsite Visitor Arrival - Departure Patterns
RDE 6.0	Illustrative Non-Onsite Daily Attendance: Year 2038
RDE 7.Ar	Illustrative Non-Onsite Daily Arrivals - July 2038
RDE 7.Dp	Illustrative Non-Onsite Daily Departures - July 2038
RDE 7.OS	Illustrative Non-Onsite Peak On-Site - July 2038
WP 1.0	Illustrative Non-Hotel Annual Attendance Summary - Year 2024 - 2038
WP 2.0	Projected Monthly Attendance Based on Benchmark London Attractions
WP 3.0	Average Weekday Distribution of Attendance
WP 4.0	Boost in Holiday Attendance Compared to Normal Daily Attendance
WP 5.0	Illustrative Non-Hotel Visitor Arrival - Departure Patterns
WP 6.0	Illustrative Non-Hotel Daily Attendance: Year 2038
WP 7.Ar	Illustrative Non-Hotel Daily Arrivals - July 2038
WP 7.Dp	Illustrative Non-Hotel Daily Departures - July 2038
WP 7.OS	Illustrative Non-Hotel Peak On-Site - July 2038
Event 1.0	Illustrative Non-Hotel Annual Attendance Summary - Year 2038
Event 2.0	Projected Monthly Attendance Based on Benchmark London Attractions
Event 3.0	Average Weekday Distribution of Attendance
Event 4.0	Boost in Holiday Attendance Compared to Normal Daily Attendance
Event 5.0	Illustrative Non-Onsite Visitor Arrival - Departure Patterns
Event 6.0	Illustrative Non-Onsite Daily Attendance: Year 2038
Event 7.Ar	Illustrative Non-Onsite Daily Arrivals - July 2038
Event 7.Dp	Illustrative Non-Onsite Daily Departures - July 2038
Event 7.OS	Illustrative Non-Onsite Peak On-Site - July 2038
Hotel 1.0	Potential Occupancy - Peak Month - Year 2038
Hotel 2.0	Weighted Attendance Distribution of Park Venues - Year 2038
Hotel 3.0	Hotel Monthly Attendance Based on Average Hotel Occupancy - Year 2038
Hotel 4.0	Hotel Monthly Attendance Based on Distribution of Park Venues - Year 2038
Hotel 4.0a	Length of Stay
Hotel 5.0	Average Weekday Distribution of Occupancy
Hotel 7.0	Visitors in Hotel by Weekday1
Hotel 9.0	Illustrative Arrival - Departure Patterns
Hotel 11.0	Illustrative Daily Instantaneous Room Attendance: Year 2038
Hotel 11.1	Illustrative Daily Estimated Hotel Visitor Arrivals: Year 2038
Hotel 11.2	Illustrative Daily Estimated Hotel Visitor Departures Year 2038
Hotel 12.0	Illustrative Daily and Hourly Arrivals - Year 2038
Hotel 12.1	Illustrative Daily and Hourly Departures - Year 2038

**London Resort Development
Table of Contents**

Table Number		Subject
Hotel 12.2	Hotel	Illustrative Daily and Hourly On-Site Attendance - Year 2038

Table Visitors & Arrivals

London Resort Development

LDP Design Day and Peak Day Visitors & Arrivals to Parks and RD+E

DESIGN DAY VISITORS & ARRIVALS	2024	2025	2026	2027	2028	2029	2030	2031	2032	2033	2034	2035	2036	2037	2038
Main park visits	27,110	31,238	33,722	36,612	38,766	33,945	35,983	38,047	40,161	42,327	44,063	45,848	47,684	49,571	49,571
Second Gate visits	0	0	0	0	0	16,973	17,991	19,024	20,081	21,163	22,032	22,924	23,842	24,786	24,786
Waterpark visits	3,744	3,704	3,558	3,567	3,576	4,030	4,063	4,071	4,080	4,088	4,096	4,105	4,113	4,121	4,121
RDE offsite visits	1,515	2,759	4,119	4,261	4,410	4,566	4,729	4,899	5,077	5,263	5,457	5,661	5,874	6,097	6,097
<i>Less same day park hoppers</i>	0	0	0	0	0	5,092	5,397	5,707	6,024	6,349	6,609	6,877	7,153	7,436	7,436
TOTAL VISITORS	32,370	37,701	41,398	44,441	46,753	54,423	57,368	60,334	63,374	66,492	69,039	71,661	74,360	77,139	77,139
<i>Less hotel guests from previous night</i>	1,427	1,506	1,506	1,506	1,506	2,671	2,732	2,732	2,732	2,732	2,732	2,732	2,732	2,732	2,732
TOTAL ARRIVALS	30,943	36,194	39,892	42,935	45,247	51,752	54,636	57,602	60,642	63,759	66,307	68,929	71,628	74,406	74,406
PEAK DAY VISITORS & ARRIVALS	2024	2025	2026	2027	2028	2029	2030	2031	2032	2033	2034	2035	2036	2037	2038
Main park visits	32,533	37,485	40,467	43,935	46,520	40,735	43,179	45,657	48,194	50,792	52,876	55,018	57,220	59,485	59,485
Second Gate visits	0	0	0	0	0	20,367	21,590	22,828	24,097	25,396	26,438	27,509	28,610	29,743	29,743
Waterpark visits	4,326	4,153	3,977	3,988	3,999	4,479	4,489	4,499	4,510	4,520	4,530	4,540	4,549	4,559	4,559
RDE offsite visits	1,818	3,310	4,942	5,114	5,292	5,479	5,675	5,879	6,092	6,315	6,549	6,793	7,049	7,316	7,316
<i>Less same day park hoppers</i>	0	0	0	0	0	6,110	6,477	6,849	7,229	7,619	7,931	8,253	8,583	8,923	8,923
TOTAL VISITORS	38,677	44,948	49,386	53,037	55,811	64,950	68,456	72,015	75,663	79,404	82,461	85,607	88,846	92,180	92,180
<i>Less hotel guests from previous night</i>	1,586	1,586	1,586	1,586	1,586	2,812	2,812	2,812	2,812	2,812	2,812	2,812	2,812	2,812	2,812
TOTAL ARRIVALS	37,091	43,363	47,800	51,451	54,226	62,138	65,644	69,204	72,852	76,592	79,649	82,796	86,034	89,369	89,369

Table theme parks

London Resort Development

LDP Updated Attendance Estimates for Theme Parks

Updated Attendance Estimate – MAIN PARK (000s people)

	2024	2025	2026	2027	2028	2029	2030	2031	2032	2033	2034	2035	2036	2037
					(2nd gate)				(recover)					
Market Size														
Primary Residents	10,521	10,589	10,655	10,719	10,781	10,842	10,902	10,960	11,018	11,074	11,131	11,187	11,242	11,296
Secondary Residents	13,558	13,644	13,727	13,808	13,886	13,962	14,036	14,109	14,179	14,248	14,316	14,382	14,448	14,512
Domestic Tourists	9,664	9,713	9,761	9,833	9,906	9,979	10,054	10,129	10,204	10,281	10,358	10,436	10,514	10,594
International Tourists	17,060	17,541	18,035	18,544	19,068	19,607	20,161	20,688	21,228	21,782	22,351	22,934	23,533	24,148
Penetration Rates														
Primary Residents	19.00%	18.50%	18.00%	18.00%	18.00%	16.00%	16.50%	17.00%	17.50%	18.00%	18.00%	18.00%	18.00%	18.00%
Secondary Residents	8.00%	9.00%	10.00%	11.00%	11.00%	10.00%	10.50%	11.00%	11.50%	12.00%	12.50%	13.00%	13.50%	14.00%
Domestic Tourists	6.50%	9.00%	10.00%	11.00%	12.00%	10.50%	11.00%	11.50%	12.00%	12.50%	12.80%	13.00%	13.30%	13.50%
International Tourists	5.20%	7.00%	8.00%	9.00%	10.00%	8.00%	8.50%	9.00%	9.50%	10.00%	10.50%	11.00%	11.50%	12.00%
Attendance														
Primary Residents	1,999	1,959	1,918	1,929	1,941	1,735	1,799	1,863	1,928	1,993	2,004	2,014	2,024	2,033
Secondary Residents	1,085	1,228	1,373	1,519	1,527	1,396	1,474	1,552	1,631	1,710	1,789	1,870	1,950	2,032
Domestic Tourists	626	874	976	1,082	1,189	1,048	1,106	1,165	1,225	1,285	1,321	1,357	1,393	1,430
International Tourists	880	1,228	1,443	1,669	1,907	1,569	1,714	1,862	2,017	2,178	2,347	2,523	2,706	2,898
Total Attendance	4,590	5,289	5,710	6,199	6,564	5,747	6,092	6,442	6,800	7,166	7,460	7,763	8,073	8,393
visitor Mix														
Primary Residents	44%	37%	34%	31%	30%	30%	30%	29%	28%	28%	27%	26%	25%	24%
Secondary Residents	24%	23%	24%	25%	23%	24%	24%	24%	24%	24%	24%	24%	24%	24%
Domestic Tourists	14%	17%	17%	17%	18%	18%	18%	18%	18%	18%	18%	17%	17%	17%
International Tourists	19%	23%	25%	27%	29%	27%	28%	29%	30%	30%	31%	33%	34%	35%

Note: numbers contain roundings
Source: LDP

MAIN PARK Physical Planning (people)

Assumption	2024	2025	2026	2027	2028	2029	2030	2031	2032	2033	2034	2035	2036	2037	2038
					(2nd gate)				(recover)						
Attendance		4,590,128	5,288,899	5,709,562	6,198,920	6,563,609	5,747,375	6,092,280	6,441,899	6,799,803	7,166,392	7,460,423	7,762,701	8,073,432	8,392,975
Peak Month	15% of annual	688,519	793,335	856,434	929,838	984,541	862,106	913,842	966,285	1,019,970	1,074,959	1,119,064	1,164,405	1,211,015	1,258,946
Week	22.50% of month	154,917	178,500	192,698	209,214	221,522	193,974	205,614	217,414	229,493	241,866	251,789	261,991	272,478	283,263
Design Day	17.50% of week	27,110	31,238	33,722	36,612	38,766	33,945	35,983	38,047	40,161	42,327	44,063	45,848	47,684	49,571
Peak Day	120% of design	32,533	37,485	40,467	43,935	46,520	40,735	43,179	45,657	48,194	50,792	52,876	55,018	57,220	59,485

Note: numbers contain roundings
Source: LDP

SECOND GATE Physical Planning (people)

Assumption	2024	2025	2026	2027	2028	2029	2030	2031	2032	2033	2034	2035	2036	2037	2038
					(2nd gate)				(recover)						
Attendance main park		4,590,128	5,288,899	5,709,562	6,198,920	6,563,609	5,747,375	6,092,280	6,441,899	6,799,803	7,166,392	7,460,423	7,762,701	8,073,432	8,392,975
Attendance second gate	50% of main park	-	-	-	-	-	2,873,687	3,046,140	3,220,949	3,399,902	3,583,196	3,730,212	3,881,351	4,036,716	4,196,488
Peak Month	15% of annual	-	-	-	-	-	431,053	456,921	483,142	509,985	537,479	559,532	582,203	605,507	629,473
Week	22.50% of month	-	-	-	-	-	96,987	102,807	108,707	114,747	120,933	125,895	130,996	136,239	141,631
Design Day	17.50% of week	-	-	-	-	-	16,973	17,991	19,024	20,081	21,163	22,032	22,924	23,842	24,786
Peak Day	120% of design	-	-	-	-	-	20,367	21,590	22,828	24,097	25,396	26,438	27,509	28,610	29,743

Note: numbers contain roundings
Source: LDP

Table waterpark

London Resort Development
LDP Waterpark Attendance Estimates

MR-ProFun
Est.

WATERPARK attendance (visits)	2024	2025	2026	2027	2028	2029	2030	2031	2032	2033	2034	2035	2036	2037	
	Phase I					Phase II									
Water Park & MICE Hotel	170,190	208,723	234,412	255,285	272,523	272,523	272,523	272,523	272,523	272,523	272,523	272,523	272,523	272,523	
Resort/Radisson Hotel	99,214	121,677	136,653	148,821	154,732	154,732	154,732	154,732	154,732	154,732	154,732	154,732	154,732	154,732	
Family Value Midscale Hotel	-	-	-	-	-	51,625	58,625	63,875	68,250	71,980	71,980	71,980	71,980	71,980	
Economy Theme Park Hotel	-	-	-	-	-	15,642	18,293	20,149	21,607	22,395	22,395	22,395	22,395	22,395	
Onsite Attendance	269,404	330,400	371,065	404,105	427,255	494,522	504,173	511,279	517,112	521,630	521,630	521,630	521,630	521,630	
Primary Residents	315,624	291,203	266,383	267,981	269,535	271,056	272,549	274,010	275,441	276,858	278,266	279,663	281,043	282,409	
Offsite Attendance	315,624	291,203	266,383	267,981	269,535	271,056	272,549	274,010	275,441	276,858	278,266	279,663	281,043	282,409	
Total Attendance	585,027	621,604	637,448	672,086	696,790	765,578	776,722	785,289	792,553	798,488	799,897	801,294	802,674	804,039	804,039
% of onsite visitors	46%	53%	58%	60%	61%	65%	65%	65%	65%	65%	65%	65%	65%	65%	
Change from Previous		6.3%	2.5%	5.4%	3.7%	9.9%	1.5%	1.1%	0.9%	0.7%	0.2%	0.2%	0.2%	0.2%	0.0%

Note: numbers contain roundings
Source: LDP

WATERPARK DESIGN day (people)	2024	2025	2026	2027	2028	2029	2030	2031	2032	2033	2034	2035	2036	2037	2038
	Phase I					Phase II									
Onsite visitors															
Water Park & MICE Hotel	1,188	1,254	1,254	1,254	1,254	1,254	1,254	1,254	1,254	1,254	1,254	1,254	1,254	1,254	1,254
Resort/Radisson Hotel	692	731	731	731	731	731	731	731	731	731	731	731	731	731	731
Family Value Midscale Hotel	-	-	-	-	-	342	360	360	360	360	360	360	360	360	360
Economy Theme Park Hotel	-	-	-	-	-	103	109	109	109	109	109	109	109	109	109
Total Onsite	1,880	1,984	1,984	1,984	1,984	2,430	2,453	2,453	2,453	2,453	2,453	2,453	2,453	2,453	2,453
Off-site visitors															
Attendance	315,624	291,203	266,383	267,981	269,535	271,056	272,549	274,010	275,441	276,858	278,266	279,663	281,043	282,409	282,409
Peak Month (15% of annual)	47,344	43,680	39,957	40,197	40,430	40,658	40,882	41,102	41,316	41,529	41,740	41,949	42,157	42,361	42,361
Week (22.5% of month)	10,652	9,828	8,990	9,044	9,097	9,148	9,199	9,248	9,296	9,344	9,391	9,439	9,485	9,531	9,531
Design Day (17.5% of week)	1,864	1,720	1,573	1,583	1,592	1,601	1,610	1,618	1,627	1,635	1,644	1,652	1,660	1,668	1,668
TOTAL DESIGN DAY	3,744	3,704	3,558	3,567	3,576	4,030	4,063	4,071	4,080	4,088	4,096	4,105	4,113	4,121	4,121
% of onsite visitors	50%	54%	56%	56%	55%	60%	60%	60%	60%	60%	60%	60%	60%	60%	60%

Note: numbers contain roundings; Source: LDP

WATERPARK PEAK day (people)	2024	2025	2026	2027	2028	2029	2030	2031	2032	2033	2034	2035	2036	2037	2038
	Phase I					Phase II									
Onsite visitors															
Water Park & MICE Hotel	1,320	1,320	1,320	1,320	1,320	1,320	1,320	1,320	1,320	1,320	1,320	1,320	1,320	1,320	1,320
Resort/Radisson Hotel	769	769	769	769	769	769	769	769	769	769	769	769	769	769	769
Family Value Midscale Hotel	-	-	-	-	-	360	360	360	360	360	360	360	360	360	360
Economy Theme Park Hotel	-	-	-	-	-	109	109	109	109	109	109	109	109	109	109
Total Onsite	2,089	2,089	2,089	2,089	2,089	2,557	2,557	2,557	2,557	2,557	2,557	2,557	2,557	2,557	2,557
Offsite visitors															
Annual attendance	315,624	291,203	266,383	267,981	269,535	271,056	272,549	274,010	275,441	276,858	278,266	279,663	281,043	282,409	282,409
Peak Month (15% of annual)	47,344	43,680	39,957	40,197	40,430	40,658	40,882	41,102	41,316	41,529	41,740	41,949	42,157	42,361	42,361
Week (22.5% of month)	10,652	9,828	8,990	9,044	9,097	9,148	9,199	9,248	9,296	9,344	9,391	9,439	9,485	9,531	9,531
Design Day (17.5% of week)	1,864	1,720	1,573	1,583	1,592	1,601	1,610	1,618	1,627	1,635	1,644	1,652	1,660	1,668	1,668
Peak Day (120% of design)	2,237	2,064	1,888	1,899	1,910	1,921	1,932	1,942	1,952	1,962	1,972	1,982	1,992	2,002	2,002
TOTAL PEAK DAY	4,326	4,153	3,977	3,988	3,999	4,479	4,489	4,499	4,510	4,520	4,530	4,540	4,549	4,559	4,559
% of onsite visitors	48%	50%	53%	52%	52%	57%	57%	57%	57%	57%	56%	56%	56%	56%	56%

Note: numbers contain roundings
Source: LDP

Table accommodation

London Resort Development
LDP Updated Accommodation/Hotel Estimates

MR-ProFun
Estimate

Annual hotel guests (number of people)

	2024	2025	2026	2027	2028	2029	2030	2031	2032	2033	2034	2035	2036	2037	2038
	Phase I				Phase II										
Hotel Guests – Leisure															
Water Park & MICE Hotel	161,546	198,122	222,507	242,319	258,682	258,682	258,682	258,682	258,682	258,682	258,682	258,682	258,682	258,682	258,682
Resort/Radisson Hotel	389,892	478,169	537,020	584,837	608,066	608,066	608,066	608,066	608,066	608,066	608,066	608,066	608,066	608,066	608,066
Family Value Midscale Hotel	-	-	-	-	-	201,998	229,388	249,930	267,049	281,644	281,644	281,644	281,644	281,644	281,644
Economy Theme Park Hotel	-	-	-	-	-	298,763	349,400	384,847	412,697	427,757	427,757	427,757	427,757	427,757	427,757
Hotel Guests – MICE															
Water Park & MICE Hotel	31,480	38,607	43,359	47,220	50,408	50,408	50,408	50,408	50,408	50,408	50,408	50,408	50,408	50,408	50,408
Resort/Radisson Hotel	10,060	12,337	13,856	15,089	15,689	15,689	15,689	15,689	15,689	15,689	15,689	15,689	15,689	15,689	15,689
Family Value Midscale Hotel	-	-	-	-	-	2,211	2,511	2,736	2,923	3,083	3,083	3,083	3,083	3,083	3,083
Economy Theme Park Hotel	-	-	-	-	-	-	-	-	-	-	-	-	-	-	-
Hotel Guests – Other															
Water Park & MICE Hotel	3,095	3,796	4,263	4,643	4,956	4,956	4,956	4,956	4,956	4,956	4,956	4,956	4,956	4,956	4,956
Resort/Radisson Hotel	17,411	21,353	23,981	26,116	27,153	27,153	27,153	27,153	27,153	27,153	27,153	27,153	27,153	27,153	27,153
Family Value Midscale Hotel	-	-	-	-	-	11,255	12,782	13,926	14,880	15,693	15,693	15,693	15,693	15,693	15,693
Economy Theme Park Hotel	-	-	-	-	-	14,069	16,454	18,123	19,435	20,144	20,144	20,144	20,144	20,144	20,144
TOTAL HOTEL GUESTS	613,483	752,384	844,985	920,224	964,954	1,493,251	1,575,489	1,634,516	1,681,938	1,713,275	1,713,275	1,713,275	1,713,275	1,713,275	1,713,275
Change from Previous		23%	12%	9%	5%	55%	6%	4%	3%	2%	0%	0%	0%	0%	0%

Note: numbers contain roundings; Source: LDP

Design Day at Hotels – Key Assumptions

Hotel	Opening Year	No of keys	Occupancy on Design Day		Double Occupancy	Number of People on Design Day		Business Mix (from hotel report)		
			Yr 1	Yr 2 onwards		Yr 1	Yr 2 onwards	Leisure	MICE	Other
Water Park & MICE Hotel	2024	800	90%	95%	1.9	1,369	1,445	82%	16%	2%
Resort/Radisson Hotel	2024	1,500	90%	95%	2.16	2,913	3,074	93%	2%	4%
Family Value Midscale Hotel	2029	850	95%	100%	2.14	1,426	1,501	94%	1%	5%
Economy Theme Park Hotel	2029	400	95%	100%	2.18	2,068	2,177	96%	0%	4%

Note: numbers contain roundings

Source: LDP

DESIGN Day at Hotels (number of people)

Hotel	2024	2025	2026	2027	2028	2029	2030 onwards
	Phase I				Phase II		
LEISURE GUESTS – DESIGN DAY							
Water Park & MICE Hotel	1,127	1,190	1,190	1,190	1,190	1,190	1,190
Resort/Radisson Hotel	2,721	2,872	2,872	2,872	2,872	2,872	2,872
Family Value Midscale Hotel	0	0	0	0	0	1,337	1,407
Economy Theme Park Hotel	0	0	0	0	0	1,975	2,079
TOTAL LEISURE	3,848	4,062	4,062	4,062	4,062	7,374	7,548
MICE GUESTS – DESIGN DAY							
Water Park & MICE Hotel	220	232	232	232	232	232	232
Resort/Radisson Hotel	70	74	74	74	74	74	74
Family Value Midscale Hotel	0	0	0	0	0	15	15
Economy Theme Park Hotel	0	0	0	0	0	0	0
TOTAL MICE	290	306	306	306	306	321	321
OTHER GUESTS – DESIGN DAY							
Water Park & MICE Hotel	22	23	23	23	23	248	248
Resort/Radisson Hotel	122	128	128	128	128	32	34
Family Value Midscale Hotel	0	0	0	0	0	74	78
Economy Theme Park Hotel	0	0	0	0	0	93	98
TOTAL OTHER	143	151	151	151	151	319	327
TOTAL DESIGN DAY	4,281	4,519	4,519	4,519	4,519	8,013	8,197

Note: numbers contain roundings

Source: LDP

Peak Day at Hotels – Key Assumptions

Hotel	Opening Year	No of keys	Occupancy on Peak Day	Double Occupancy	People on Peak Day	Business Mix (from hotel report)		
						Leisure	MICE	Other
Water Park & MICE Hotel	2024	800	100%	1.9	1,521	82%	16%	2%
Resort/Radisson Hotel	2024	1,500	100%	2.16	3,236	93%	2%	4%
Family Value Midscale Hotel	2029	850	100%	2.14	1,501	94%	1%	5%
Economy Theme Park Hotel	2029	400	100%	2.18	2,177	96%	0%	4%

Note: numbers contain roundings

Source: LDP

PEAK Day at Hotels (number of people)

Hotel	2024	2025	2026	2027	2028	2029	2030 onwards
	Phase I				Phase II		
LEISURE GUESTS – PEAK DAY							
Water Park & MICE Hotel	1,253	1,253	1,253	1,253	1,253	1,253	1,253
Resort/Radisson Hotel	3,023	3,023	3,023	3,023	3,023	3,023	3,023
Family Value Midscale Hotel	0	0	0	0	0	1,407	1,407
Economy Theme Park Hotel	0	0	0	0	0	2,079	2,079
TOTAL LEISURE	4,276	4,276	4,276	4,276	4,276	7,762	7,762
MICE GUESTS – PEAK DAY							
Water Park & MICE Hotel	244	244	244	244	244	244	244
Resort/Radisson Hotel	78	78	78	78	78	78	78
Family Value Midscale Hotel	0	0	0	0	0	15	15
Economy Theme Park Hotel	0	0	0	0	0	0	0
TOTAL MICE	322	322	322	322	322	337	337
OTHER GUESTS – PEAK DAY							
Water Park & MICE Hotel	24	24	24	24	24	24	24
Resort/Radisson Hotel	135	135	135	135	135	135	135
Family Value Midscale Hotel	0	0	0	0	0	78	78
Economy Theme Park Hotel	0	0	0	0	0	98	98
TOTAL OTHER	159	159	159	159	159	335	335
TOTAL PEAK DAY	4,757	4,757	4,757	4,757	4,757	8,435	8,435

Note: numbers contain roundings

Source: LDP

Table RDE

London Resort Development
LDP Updated Attendance Estimates for RD+E

Attendance Estimate – RDE Zone (000s)

	2024	2025	2026	2027	2028	2029	2030	2031	2032	2033	2034	2035	2036	2037	
	Phase I				Phase II										
Market Size (000s people)															
Residents 0-15 min	385	403	423	443	464	487	510	535	561	588	616	646	677	710	
Residents 15-30 min	1,719	1,714	1,707	1,699	1,690	1,679	1,667	1,654	1,639	1,623	1,605	1,586	1,565	1,543	
Residents 30-60 min	8,417	8,473	8,526	8,577	8,627	8,676	8,725	8,772	8,818	8,864	8,909	8,955	8,999	9,044	
Secondary Residents	13,558	13,644	13,727	13,808	13,886	13,962	14,036	14,109	14,179	14,248	14,316	14,382	14,448	14,512	
Domestic Tourists	9,664	9,713	9,761	9,833	9,906	9,979	10,054	10,129	10,204	10,281	10,358	10,436	10,514	10,594	
International Tourists	17,060	17,541	18,035	18,544	19,068	19,607	20,161	20,688	21,228	21,782	22,351	22,934	23,533	24,148	
Hotel bednights	920	1,129	1,267	1,380	1,447	2,240	2,363	2,452	2,523	2,570	2,570	2,570	2,570	2,570	
Day theme park visits	3,670	4,160	4,442	4,819	5,116	6,381	6,775	7,211	7,677	8,180	8,621	9,074	9,540	10,020	
Penetration Rates															
Residents 0-15 min	50%	100%	150%	150%	150%	150%	150%	150%	150%	150%	150%	150%	150%	150%	
Residents 15-30 min	6.00%	8.00%	10%	10%	10%	10%	10%	10%	10%	10%	10%	10%	10%	10%	
Residents 30-60 min	0.30%	0.40%	0.50%	0.50%	0.50%	0.50%	0.50%	0.50%	0.50%	0.50%	0.50%	0.50%	0.50%	0.50%	
Secondary Residents	0.00%	0.00%	0.00%	0.00%	0.00%	0.00%	0.00%	0.00%	0.00%	0.00%	0.00%	0.00%	0.00%	0.00%	
Domestic Tourists	0.00%	0.10%	0.25%	0.25%	0.25%	0.25%	0.25%	0.25%	0.25%	0.25%	0.25%	0.25%	0.25%	0.25%	
International Tourists	0.00%	0.00%	0.00%	0.00%	0.00%	0.00%	0.00%	0.00%	0.00%	0.00%	0.00%	0.00%	0.00%	0.00%	
Hotel nights	75%	75%	75%	75%	75%	75%	75%	75%	75%	75%	75%	75%	75%	75%	
Day theme park visits	15%	15%	15%	15%	15%	15%	15%	15%	15%	15%	15%	15%	15%	15%	
Attendance (000s visits)															MR-ProFun Est.
Residents 0-15 min	192	403	634	664	697	730	765	802	841	882	924	969	1,015	1,064	
Residents 15-30 min	103	137	171	170	169	168	167	165	164	162	161	159	157	154	
Residents 30-60 min	25	34	43	43	43	43	44	44	44	44	45	45	45	45	
Secondary Residents	-	-	-	-	-	-	-	-	-	-	-	-	-	-	
Domestic Tourists	0	10	24	25	25	25	25	25	26	26	26	26	26	26	
International Tourists	-	-	-	-	-	-	-	-	-	-	-	-	-	-	
Hotel nights	690	846	951	1,035	1,086	1,680	1,772	1,839	1,892	1,927	1,927	1,927	1,927	1,927	1,927
Day theme park visits	550	624	666	723	767	957	1,016	1,082	1,152	1,227	1,293	1,361	1,431	1,503	1,577
Onsite Attendance	1,241	1,470	1,617	1,758	1,853	2,637	2,789	2,920	3,044	3,154	3,221	3,289	3,358	3,430	3,502
Offsite Attendance	321	584	872	902	933	966	1,001	1,037	1,074	1,114	1,155	1,198	1,243	1,290	1,339
Total Attendance (000s visits)	1,561	2,054	2,489	2,660	2,786	3,603	3,790	3,957	4,118	4,268	4,376	4,487	4,602	4,721	4,841
% of onsite visitors	80%	72%	65%	66%	67%	73%	74%	74%	74%	74%	74%	73%	73%	73%	
Visitor mix															
Primary Residents	20%	28%	34%	33%	33%	26%	26%	26%	25%	25%	26%	26%	26%	27%	27%
Domestic tourists	0%	0%	1%	1%	1%	1%	1%	1%	1%	1%	1%	1%	1%	1%	1%
Hotel guests	44%	41%	38%	39%	39%	47%	47%	46%	46%	45%	44%	43%	42%	41%	40%
Park guests	35%	30%	27%	27%	28%	27%	27%	27%	28%	29%	30%	30%	31%	32%	33%

Note: numbers contain roundings; Source: LDP

Change from Previous Yr. - Onsite Attendance		18.5%	10.0%	8.7%	5.4%	42.3%	5.8%	4.7%	4.2%	3.6%	2.1%	2.1%	2.1%	2.1%	2.1%
Change from Previous Yr. - Offsite Attendance		81.9%	49.3%	3.4%	3.4%	3.5%	3.6%	3.6%	3.6%	3.7%	3.7%	3.7%	3.8%	3.8%	3.8%
Change from Previous Yr. - Total Attendance		31.6%	21.2%	6.9%	4.7%	29.3%	5.2%	4.4%	4.1%	3.6%	2.5%	2.5%	2.6%	2.6%	2.5%

RDE DESIGN day (people)

	2024	2025	2026	2027	2028	2029	2030	2031	2032	2033	2034	2035	2036	2037	2038
	Phase I				Phase II										
For reference:															
Hotels – people on design day	4,281	4,519	4,519	4,519	4,519	8,013	8,197	8,197	8,197	8,197	8,197	8,197	8,197	8,197	8,197
Parks – people on design day (excluding hotel guests)	22,829	26,718	29,203	32,093	34,247	42,905	45,777	48,874	52,045	55,293	57,898	60,576	63,329	66,159	66,159
Onsite visitors															
Hotels (75% capture)	3,211	3,389	3,389	3,389	3,389	6,010	6,148	6,148	6,148	6,148	6,148	6,148	6,148	6,148	6,148
Parks (15% capture)	3,424	4,008	4,380	4,814	5,137	6,436	6,867	7,331	7,807	8,294	8,685	9,086	9,499	9,924	9,924
Onsite Design Day	6,635	7,397	7,770	8,203	8,526	12,446	13,014	13,479	13,955	14,442	14,832	15,234	15,647	16,072	16,072
Off-site visitors															
Attendance	320,690	583,852	871,645	901,863	933,419	966,386	1,000,835	1,036,840	1,074,477	1,113,842	1,155,023	1,198,105	1,243,179	1,290,342	1,290,342
Peak Month (12% of annual)	38,483	70,062	104,597	108,224	112,010	115,966	120,100	124,421	128,937	133,661	138,603	143,773	149,181	154,841	154,841
Week (22.5% of month)	8,659	15,764	23,534	24,350	25,202	26,092	27,023	27,995	29,011	30,074	31,186	32,349	33,566	34,839	34,839
Offsite Design Day (17.5% of week)	1,515	2,759	4,119	4,261	4,410	4,566	4,729	4,899	5,077	5,263	5,457	5,661	5,874	6,097	6,097
TOTAL DESIGN DAY	8,151	10,156	11,888	12,465	12,937	17,012	17,743	18,378	19,031	19,705	20,290	20,895	21,521	22,169	22,169
% of onsite visitors	81%	73%	65%	66%	66%	73%	73%	73%	73%	73%	73%	73%	73%	72%	72%

Note: numbers contain roundings; Source: LDP

RDE PEAK day (people)

	2024	2025	2026	2027	2028	2029	2030	2031	2032	2033	2034	2035	2036	2037	2038
	Phase I				Phase II										
For reference:															
Hotels – people on peak day	4,757	4,757	4,757	4,757	4,757	8,435	8,435	8,435	8,435	8,435	8,435	8,435	8,435	8,435	8,435
Parks – people on peak day (excluding hotel visitors)	27,776	32,728	35,710	39,178	41,763	52,667	56,334	60,051	63,856	67,753	70,879	74,092	77,396	80,793	80,793
Onsite visitors															
Hotels (75% capture)	3,568	3,568	3,568	3,568	3,568	6,326	6,326	6,326	6,326	6,326	6,326	6,326	6,326	6,326	6,326
Parks (15% capture)	4,166	4,909	5,356	5,877	6,264	7,900	8,450	9,008	9,578	10,163	10,632	11,114	11,609	12,119	12,119
Onsite Peak Day	7,734	8,477	8,924	9,444	9,832	14,226	14,776	15,334	15,904	16,489	16,958	17,440	17,936	18,445	18,445
Off-site visitors															
Attendance	320,690	583,852	871,645	901,863	933,419	966,386	1,000,835	1,036,840	1,074,477	1,113,842	1,155,023	1,198,105	1,243,179	1,290,342	1,290,342
Peak Month (12% of annual)	38,483	70,062	104,597	108,224	112,010	115,966	120,100	124,421	128,937	133,661	138,603	143,773	149,181	154,841	154,841
Week (22.5% of month)	8,659	15,764	23,534	24,350	25,202	26,092	27,023	27,995	29,011	30,074	31,186	32,349	33,566	34,839	34,839
Design Day (17.5% of week)	1,515	2,759	4,119	4,261	4,410	4,566	4,729	4,899	5,077	5,263	5,457	5,661	5,874	6,097	6,097
Peak Day (120% of Design)	1,818	3,310	4,942	5,114	5,292	5,479	5,675	5,879	6,092	6,315	6,549	6,793	7,049	7,316	7,316
TOTAL DESIGN DAY	9,552	11,787	13,866	14,558	15,125	19,706	20,451	21,213	21,997	22,805	23,507	24,233	24,984	25,761	25,761
% of onsite visitors	81%	72%	64%	65%	65%	72%	72%	72%	72%	72%	72%	72%	72%	72%	72%

Note: numbers contain roundings; Source: LDP

Table Summary 1

London Resort Development						
Illustrative Annual Attendance to Parks Not Staying on Site - Year 2038						
	Main Gate	Second Gate	RD+E	Waterpark	Events	Combined Total
Annual Attendance to Parks	8,392,975	4,196,488	4,812,735	804,039	581,131	18,787,368
(Minus) Visits to Attractions From Hotel Visitors	-1,713,275	-1,713,275	-3,522,393	-521,630	0	-7,470,573
Annual Attendance to Parks Not Staying on Site	6,679,700	2,483,213	1,290,342	282,409	581,131	11,316,795
Visitors Visiting Both Parks in Same Day / Park-Hopper	0%	20.0%	0%	0%	0%	
Annual Daily Park-Hopper Guests	0	496,643	0	0	0	496,643
Annual Attendance to Parks Factoring in Park-Hoppers	6,679,700	1,986,570	1,290,342	282,409	581,131	10,820,152
Number of Operating Days (Closed Christmas & New Years Day)	365	365	365	365	213	365
Peak Month Attendance to Parks Not Staying on Site						
Peak Month Attendance	1,001,955	372,482	154,841	42,361	75,547	1,647,186
Peak Month as a Percent of Annual	15.0%	15.0%	12.0%	15.0%	13.0%	15.2%
Average Peak Month Week Attendance to Parks Not Staying on Site						
Average Peak Month Weekly Attendance	225,440	83,808	34,839	9,531	16,998	370,617
Design Day Attendance to Parks Not Staying on Site						
Design Day Attendance	39,452	14,666	6,097	1,668	6,799	68,683
Design Day as a Percent Annual	0.59%	0.59%	0.47%	0.59%	1.17%	0.63%
As a Percent of Average Peak Week	17.50%	17.50%	17.50%	17.50%	40.00%	18.53%
Peak Day Attendance to Parks Not Staying on Site						
Peak Day	47,342	17,600	7,316	2,002	7,139	81,399
Peak Day as a % of Design Day	120%	120%	120%	120%	105%	119%
As a Percent of Average Peak Week	21.00%	21.00%	21.00%	21.00%	42.00%	21.96%

Table Summary 2

London Resort Development															
Attendance with Daily Attendance Brackets - Year 2029															
	Main Gate			Second Gate			RDE+E			Waterpark			Events		
	Daily Attendance		Number of Days	Daily Attendance		Number of Days	Daily Attendance		Number of Days	Daily Attendance		Number of Days	Daily Attendance		Number of Days
	Low	High		Low	High		Low	High		Low	High		Low	High	
Attendance Brackets															
90% - 100%	31,100	39,200	40	11,600	14,600	40	5,000	6,500	53	1,400	1,700	28	8,100	9,000	4
80% - 90%	27,600	31,100	22	10,300	11,600	17	4,400	5,000	56	1,200	1,400	25	7,200	8,100	4
70% - 80%	24,200	27,600	26	9,000	10,300	31	3,900	4,400	33	1,100	1,200	17	6,300	7,200	28
60% - 70%	20,700	24,200	47	7,700	9,000	47	3,300	3,900	55	900	1,100	57	5,400	6,300	51
50% - 60%	17,300	20,700	41	6,400	7,700	41	2,800	3,300	48	800	900	25	4,500	5,400	64
40% - 50%	13,800	17,300	61	5,100	6,400	72	2,200	2,800	52	600	800	68	3,600	4,500	77
30% - 40%	10,400	13,800	55	3,900	5,100	44	1,700	2,200	34	500	600	54	2,700	3,600	95
20% - 30%	6,900	10,400	56	2,600	3,900	56	1,100	1,700	29	300	500	74	1,800	2,700	104
10% - 20%	3,500	6,900	17	1,300	2,600	17	600	1,100	5	200	300	13	900	1,800	104
0% - 10%	4,664	3,500	0	1,734	1,300	0	979	600	0	197	200	4	0	900	238

Table Top 72 Attd

London Resort - All Venues									
Top Attendance For Visitors Not Staying On-Site Days - Year 2038									
Rank	Date	Day	Main Gate Attendance	Second Gate Attendance	RDE&E Attendance	Waterpark Attendance	Event Attendance	Hotel Attendance	Total Attendance
1	03 July 2038	Saturday	39,183	14,566	6,055	1,657	6,715	7,414	75,590
2	10 July 2038	Saturday	39,183	14,566	6,055	1,657	6,715	7,414	75,590
3	17 July 2038	Saturday	39,183	14,566	6,055	1,657	6,715	7,414	75,590
4	24 July 2038	Saturday	39,183	14,566	6,055	1,657	6,715	7,414	75,590
5	31 July 2038	Saturday	39,183	14,566	6,055	1,657	6,715	7,414	75,590
6	25 April 2038	Sunday	36,903	13,719	6,481	1,560	6,913	7,414	72,990
7	03 April 2038	Saturday	35,467	13,185	6,229	1,500	9,018	7,414	72,812
8	10 April 2038	Saturday	35,467	13,185	6,229	1,500	9,018	7,414	72,812
9	17 April 2038	Saturday	35,467	13,185	6,229	1,500	9,018	7,414	72,812
10	24 April 2038	Saturday	35,467	13,185	6,229	1,500	9,018	7,414	72,812
11	04 July 2038	Sunday	36,944	13,734	5,709	1,562	5,876	7,414	71,238
12	11 July 2038	Sunday	36,944	13,734	5,709	1,562	5,876	7,414	71,238
13	18 July 2038	Sunday	36,944	13,734	5,709	1,562	5,876	7,414	71,238
14	25 July 2038	Sunday	36,944	13,734	5,709	1,562	5,876	7,414	71,238
15	07 August 2038	Saturday	35,825	13,318	6,151	1,515	6,530	7,414	70,752
16	14 August 2038	Saturday	35,825	13,318	6,151	1,515	6,530	7,414	70,752
17	21 August 2038	Saturday	35,825	13,318	6,151	1,515	6,530	7,414	70,752
18	28 August 2038	Saturday	35,825	13,318	6,151	1,515	6,530	7,414	70,752
19	01 August 2038	Sunday	33,778	12,557	5,800	1,428	5,713	7,414	66,690
20	08 August 2038	Sunday	33,778	12,557	5,800	1,428	5,713	7,414	66,690
21	15 August 2038	Sunday	33,778	12,557	5,800	1,428	5,713	7,414	66,690
22	22 August 2038	Sunday	33,778	12,557	5,800	1,428	5,713	7,414	66,690
23	29 August 2038	Sunday	33,778	12,557	5,800	1,428	5,713	7,414	66,690
24	02 July 2038	Friday	35,824	13,318	5,536	1,515	839	7,414	64,446
25	09 July 2038	Friday	35,824	13,318	5,536	1,515	839	7,414	64,446
26	16 July 2038	Friday	35,824	13,318	5,536	1,515	839	7,414	64,446
27	23 July 2038	Friday	35,824	13,318	5,536	1,515	839	7,414	64,446
28	30 July 2038	Friday	35,824	13,318	5,536	1,515	839	7,414	64,446
29	04 April 2038	Sunday	32,090	11,929	5,635	1,357	6,012	7,414	64,437
30	11 April 2038	Sunday	32,090	11,929	5,635	1,357	6,012	7,414	64,437
31	18 April 2038	Sunday	32,090	11,929	5,635	1,357	6,012	7,414	64,437
32	05 June 2038	Saturday	29,318	10,899	5,663	1,240	6,457	7,414	60,991
33	12 June 2038	Saturday	29,318	10,899	5,663	1,240	6,457	7,414	60,991
34	19 June 2038	Saturday	29,318	10,899	5,663	1,240	6,457	7,414	60,991
35	26 June 2038	Saturday	29,318	10,899	5,663	1,240	6,457	7,414	60,991
36	06 August 2038	Friday	32,754	12,176	5,624	1,385	816	7,414	60,169
37	13 August 2038	Friday	32,754	12,176	5,624	1,385	816	7,414	60,169
38	20 August 2038	Friday	32,754	12,176	5,624	1,385	816	7,414	60,169
39	27 August 2038	Friday	32,754	12,176	5,624	1,385	816	7,414	60,169
40	06 June 2038	Sunday	27,733	10,310	5,357	1,173	5,740	7,414	57,726
41	13 June 2038	Sunday	27,733	10,310	5,357	1,173	5,740	7,414	57,726
42	20 June 2038	Sunday	27,733	10,310	5,357	1,173	5,740	7,414	57,726
43	27 June 2038	Sunday	27,733	10,310	5,357	1,173	5,740	7,414	57,726
44	01 July 2038	Thursday	31,346	11,653	4,844	1,325	839	7,078	57,086
45	08 July 2038	Thursday	31,346	11,653	4,844	1,325	839	7,078	57,086
46	15 July 2038	Thursday	31,346	11,653	4,844	1,325	839	7,078	57,086
47	22 July 2038	Thursday	31,346	11,653	4,844	1,325	839	7,078	57,086
48	29 July 2038	Thursday	31,346	11,653	4,844	1,325	839	7,078	57,086
49	05 July 2038	Monday	30,227	11,237	4,671	1,278	839	7,078	55,330
50	12 July 2038	Monday	30,227	11,237	4,671	1,278	839	7,078	55,330
51	19 July 2038	Monday	30,227	11,237	4,671	1,278	839	7,078	55,330
52	26 July 2038	Monday	30,227	11,237	4,671	1,278	839	7,078	55,330
53	04 September 2038	Saturday	26,169	9,728	5,055	1,106	5,811	7,414	55,284
54	11 September 2038	Saturday	26,169	9,728	5,055	1,106	5,811	7,414	55,284
55	18 September 2038	Saturday	26,169	9,728	5,055	1,106	5,811	7,414	55,284
56	25 September 2038	Saturday	26,169	9,728	5,055	1,106	5,811	7,414	55,284
57	25 December 2038	Saturday	24,451	9,090	5,087	1,034	6,667	7,414	53,743
58	23 April 2038	Friday	29,134	10,831	5,116	1,232	0	7,414	53,726
59	05 August 2038	Thursday	28,660	10,654	4,921	1,212	816	7,078	53,342
60	12 August 2038	Thursday	28,660	10,654	4,921	1,212	816	7,078	53,342
61	19 August 2038	Thursday	28,660	10,654	4,921	1,212	816	7,078	53,342
62	26 August 2038	Thursday	28,660	10,654	4,921	1,212	816	7,078	53,342
63	05 September 2038	Sunday	24,754	9,202	4,782	1,047	5,166	7,414	52,364
64	12 September 2038	Sunday	24,754	9,202	4,782	1,047	5,166	7,414	52,364
65	19 September 2038	Sunday	24,754	9,202	4,782	1,047	5,166	7,414	52,364
66	26 September 2038	Sunday	24,754	9,202	4,782	1,047	5,166	7,414	52,364
67	02 August 2038	Monday	27,636	10,274	4,745	1,168	816	7,078	51,719
68	09 August 2038	Monday	27,636	10,274	4,745	1,168	816	7,078	51,719
69	16 August 2038	Monday	27,636	10,274	4,745	1,168	816	7,078	51,719
70	23 August 2038	Monday	27,636	10,274	4,745	1,168	816	7,078	51,719
71	30 August 2038	Monday	27,636	10,274	4,745	1,168	816	7,078	51,719
72	06 March 2038	Saturday	22,730	8,450	5,018	961	6,974	7,414	51,546

Table Ops Calendar

**London Resort - Main Gate and Second Gate
Annual Operating Hours and Seasonality**

365 day operations

	Start	End		Monday	Monday	Monday	Monday	Friday	Saturday	Sunday		
1	Christmas	Fri - Jan 1, 2038	Sun - Jan 10, 2038	Peak	Peak 9p - 11p	Peak 9p - 11p	Peak 9p - 11p	Peak 9p - 11p	Peak 9p - 11p	Peak 9p - 11p	Peak 9p - 11p	Peak
2	Second week Jan to Feb Half Term	Mon - Jan 11, 2038	Fri - Feb 19, 2038	Low	Low 9p - 8p	Low 9p - 8p	Low 9p - 8p	Low 9p - 8p	Low 9p - 9p	Low 9p - 9p	Low 9p - 8p	Low
3	February Half term to Easter Holidays	Sat - Feb 20, 2038	Thu - Apr 22, 2038	Medium	Med. 9p - 9p	Med. 9p - 9p	Med. 9p - 9p	Med. 9p - 9p	Med. 9p - 9p	Med. 9p - 9p	Med. 9p - 9p	Medium
4	Easter to 2nd Week in September	Fri - Apr 23, 2038	Sun - Sep 19, 2038	Peak	Peak 9p - 11p	Peak 9p - 11p	Peak 9p - 11p	Peak 9p - 11p	Peak 9p - 11p	Peak 9p - 11p	Peak 9p - 11p	Peak
5	2nd week Sept to October Half Term	Mon - Sep 20, 2038	Fri - Oct 15, 2038	Low	Low 9p - 8p	Low 9p - 8p	Low 9p - 8p	Low 9p - 8p	Low 9p - 9p	Low 9p - 9p	Low 9p - 8p	Low
6	October half term 2 Week Period	Sat - Oct 16, 2038	Sun - Oct 31, 2038	Peak	Peak 9p - 11p	Peak 9p - 11p	Peak 9p - 11p	Peak 9p - 11p	Peak 9p - 11p	Peak 9p - 11p	Peak 9p - 11p	Peak
7	After October half term to Christ. Week	Mon - Nov 1, 2038	Fri - Dec 24, 2038	Low	Low 9p - 8p	Low 9p - 8p	Low 9p - 8p	Low 9p - 8p	Low 9p - 9p	Low 9p - 9p	Low 9p - 8p	Low
8	Christmas and New Years	Sat - Dec 25, 2038	Fri - Dec 31, 2038	Peak	Peak 9p - 11p	Peak 9p - 11p	Peak 9p - 11p	Peak 9p - 11p	Peak 9p - 11p	Peak 9p - 11p	Peak 9p - 11p	Peak
9	Public holidays (UK & Europe)			Peak	Holiday 9p - 11p	Holiday 9p - 11p	Holiday 9p - 11p	Holiday 9p - 11p	Holiday 9p - 11p	Holiday 9p - 11p	Holiday 9p - 11p	Peak

All Holidays and Holiday Weekends use "Peak" Operating Hours

Table MG 4.0

London Resort		
Boost in Holiday Attendance Compared to Normal Daily Attendance		Multiplier Used for Projections
01/01/2038	New Year's Day	15%
23/04/2038	Good Friday	15%
25/04/2038	Easter Sunday	15%
26/04/2038	Easter Monday	15%
23/04/2038	St. George's Day	0%
03/05/2038	Early May Bank Holiday	30%
31/05/2038	Spring Bank Holiday	30%
30/08/2029	Summer Bank Holiday	30%
31/10/2038	Halloween	0%
05/11/2038	Guy Fawkes Day	5%
11/11/2029	Remembrance Sunday	5%
24/12/2038	Christmas Holiday Celebrated (Christmas falls on Sat.)	15%
25/12/2038	Christmas Holiday	15%
26/12/2038	Boxing Day Holiday	30%

Table Bnch 1.0

London Resort - Main Gate							
Historical Monthly Attendance Distribution of Existing London Attractions							
Month		London MT	London BALE	London ToL	Out of town WC	City Centre Average	Average Attendance
1	Jan	5.4%	1.4%	4.0%	3.2%	4.7%	3.7%
2	Feb	6.4%	5.7%	5.5%	4.5%	5.9%	5.6%
3	Mar	7.8%	8.3%	8.7%	5.6%	9.1%	7.9%
4	Apr	11.3%	10.4%	10.8%	11.3%	11.0%	11.0%
5	May	7.0%	7.2%	9.2%	7.2%	8.5%	7.8%
6	Jun	7.7%	8.7%	11.1%	10.6%	9.0%	9.4%
7	Jul	13.3%	13.5%	12.6%	15.7%	14.8%	14.0%
8	Aug	12.1%	12.1%	12.0%	15.0%	10.7%	12.4%
9	Sep	6.7%	7.7%	7.8%	8.3%	6.1%	7.3%
10	Oct	9.5%	10.1%	8.1%	7.7%	8.3%	8.7%
11	Nov	5.5%	6.7%	5.2%	3.3%	5.1%	5.2%
12	Dec	7.4%	8.2%	5.2%	7.6%	6.8%	7.0%
Total		100.1%	100.0%	100.0%	100.0%	100.0%	100.0%

Table MG 1.0

London Resort - Main Gate			
Illustrative Non-Hotel Annual Attendance Summary - Year 2025, 2029, and 2038			
Year	2025	2029	Year Modeled 2038
Annual Attendance to Main Gate Park ¹	5,288,899	5,747,375	8,392,975
Annual Hotel Visitors ¹	752,384	1,493,251	1,713,275
Estimated Hotel Visitors to Main Gate Park	100%	100%	100%
Annual Non-Hotel Attendance	4,536,515	4,254,124	6,679,700
Number of Operating Days (Closed Christmas & New Years Day)			365
Peak Month			
Peak Month Attendance	680,477	638,119	1,001,955
Peak Month as a Percent of Annual	15.0%	15.0%	15.0%
Average Peak Month Week			
Average Week as % of Peak Month	23%	23%	23%
Average Peak Month Weekly Attendance	153,107	143,577	225,440
Design Day Attendance			
As a Percent of Average Peak Week	17.50%	17.50%	17.50%
Design Day Based on Top 10% Attendance Days	26,794	25,126	39,452
Design Day as a Percent Annual	0.59%	0.59%	0.59%
Peak Day			
Peak Day as a % of Design Day	120%	120%	120%
Peak Day	32,153	30,151	47,342
Peak Day as Day of Week			
As a Percent of Average Peak Week	21.00%	21.00%	21.00%
Reference Point: Disneyland Paris:			
Peak month = August at 14%			
Design day % of annual = 0.54-0.56%			

¹Source: LDP

Table MG 2.0

London Resort - Main Gate					
Projected Monthly Attendance Based on Benchmark London Attractions					
	Benchmark	Annual	2025	2029	2038
	Attractions	Distribution	Attendance	Attendance	Attendance
January	3.7%	4.0%	181,461	170,165	267,188
February	5.6%	5.5%	249,508	233,977	367,384
March	7.9%	7.0%	317,556	297,789	467,579
April	11.0%	11.0%	499,017	467,954	734,767
May	7.8%	7.0%	317,556	297,789	467,579
June	9.4%	10.0%	453,652	425,412	667,970
July	14.0%	15.0%	680,477	638,119	1,001,955
August	12.4%	13.5%	612,430	574,307	901,760
September	7.3%	9.0%	408,286	382,871	601,173
October	8.7%	7.5%	340,239	319,059	500,978
November	5.2%	4.0%	181,461	170,165	267,188
December	7.0%	6.5%	294,873	276,518	434,181
Total Annual	100%	100.0%	4,536,515	4,254,124	6,679,700

Table MG 3.0

London Resort - Main Gate								
Average Weekday Distribution of Attendance								
	Attendance Distribution by Day of Week							Total
	Monday	Tuesday	Wednesday	Thursday	Friday	Saturday	Sunday	
January	13.0%	8.0%	10.0%	13.0%	15.0%	22.0%	19.0%	100%
February	13.0%	8.0%	10.0%	13.0%	15.0%	22.0%	19.0%	100%
March	13.0%	9.0%	10.0%	13.0%	15.0%	21.0%	19.0%	100%
April	13.0%	9.0%	10.0%	13.0%	15.0%	21.0%	19.0%	100%
May	13.5%	10.0%	11.5%	13.5%	15.5%	18.5%	17.5%	100%
June	13.5%	10.0%	11.5%	13.5%	15.5%	18.5%	17.5%	100%
July	13.5%	10.5%	12.0%	14.0%	16.0%	17.5%	16.5%	100%
August	13.5%	10.5%	12.0%	14.0%	16.0%	17.5%	16.5%	100%
September	13.5%	10.0%	11.5%	13.5%	15.5%	18.5%	17.5%	100%
October	13.0%	9.0%	10.0%	13.0%	15.0%	21.0%	19.0%	100%
November	13.0%	8.0%	10.0%	13.0%	15.0%	22.0%	19.0%	100%
December	13.0%	8.0%	10.0%	13.0%	15.0%	22.0%	19.0%	100%

Table MG 5.0

London Resort - Main Gate																				
Illustrative Non-Hotel Visitor Arrival - Departure Patterns																				
	before	8:00a -	9:00a -	10:00a -	11:00a -	12:00p -	1:00p -	2:00p -	3:00p -	4:00p -	5:00p -	6:00p -	7:00p -	8:00p -	9:00p -	10:00p -	11:00p -			
	8:00a	9:00a	10:00a	11:00a	12:00p	1:00p	2:00p	3:00p	4:00p	5:00p	6:00p	7:00p	8:00p	9:00p	10:00p	11:00p	12:00a	TOTAL	MAX	
Holiday Periods Operations																				
Opn. For Hotel	9:00 AM																			
Opening Time	10:00 AM																			
Closing Time	11:00 PM																			
Arriving	Holiday	0%	0%	8%	17%	15%	14%	16%	12%	10%	8%	0%	0%	0%	0%	0%	0%	100%	17%	
Departing	Holiday	0%	0%	0%	0%	0%	0%	0%	0%	0%	10%	12%	12%	16%	14%	18%	18%	0%	100%	18%
On-site	Holiday	0.0%	0.0%	8.0%	25.0%	40.0%	54.0%	70.0%	82.0%	92.0%	90.0%	78.0%	66.0%	50.0%	36.0%	18.0%	0.0%	0.0%	709%	92%
Low Season Operating Day Sunday Through Thursday																				
Opn. For Hotel	9:00 AM																			
Opening Time	10:00 AM																			
Closing Time	8:00 PM																			
Arriving	Low 9p - 8p	0%	0%	5%	18%	21%	15%	14%	11%	9%	7%	0%	0%	0%	0%	0%	0%	100%	21%	
Departing	Low 9p - 8p	0%	0%	0%	0%	0%	0%	0%	4%	7%	15%	19%	28%	27%	0%	0%	0%	100%	28%	
On-site	Low 9p - 8p	0.0%	0.0%	5.0%	23.0%	44.0%	59.0%	73.0%	80.0%	82.0%	74.0%	55.0%	27.0%	0.0%	0.0%	0.0%	0.0%	522%	82%	
Low Season Operating Day Friday and Saturday																				
Opn. For Hotel	9:00 AM																			
Opening Time	10:00 AM																			
Closing Time	9:00 PM																			
Arriving	Low 9p - 9p	0%	0%	5%	18%	21%	15%	14%	11%	9%	7%	0%	0%	0%	0%	0%	0%	100%	21%	
Departing	Low 9p - 9p	0%	0%	0%	0%	0%	0%	0%	0%	4%	7%	15%	19%	28%	27%	0%	0%	100%	28%	
On-site	Low 9p - 9p	0.0%	0.0%	5.0%	23.0%	44.0%	59.0%	73.0%	84.0%	89.0%	89.0%	74.0%	55.0%	27.0%	0.0%	0.0%	0.0%	622%	89%	

London Resort - Main Gate
Illustrative Non-Hotel Visitor Arrival - Departure Patterns

Medium Season Operating Day Monday Through Sunday

Opn. For Hotel 9:00 AM
 Opening Time 10:00 AM
 Closing Time 9:00 PM

Arriving	Med. 9p - 9p	0%	0%	5%	18%	21%	15%	14%	11%	9%	7%	0%	0%	0%	0%	0%	0%	0%	100%	21%
Departing	Med. 9p - 9p	0%	0%	0%	0%	0%	0%	0%	0%	4%	7%	15%	19%	28%	27%	0%	0%	0%	100%	28%
On-site	Med. 9p - 9p	0.0%	0.0%	5.0%	23.0%	44.0%	59.0%	73.0%	84.0%	89.0%	89.0%	74.0%	55.0%	27.0%	0.0%	0.0%	0.0%	0.0%	622%	89%

Peak Season Operations - Monday Through Sunday

Opn. For Hotel 9:00 AM
 Opening Time 10:00 AM
 Closing Time 11:00 PM

Arriving	Peak 9p - 11p	0%	0%	8%	17%	15%	14%	16%	12%	10%	8%	0%	0%	0%	0%	0%	0%	0%	100%	17%
Departing	Peak 9p - 11p	0%	0%	0%	0%	0%	0%	0%	0%	0%	10%	12%	12%	16%	14%	18%	18%	0%	100%	18%
On-site	Peak 9p - 11p	0.0%	0.0%	8.0%	25.0%	40.0%	54.0%	70.0%	82.0%	92.0%	90.0%	78.0%	66.0%	50.0%	36.0%	18.0%	0.0%	0.0%	709%	92%

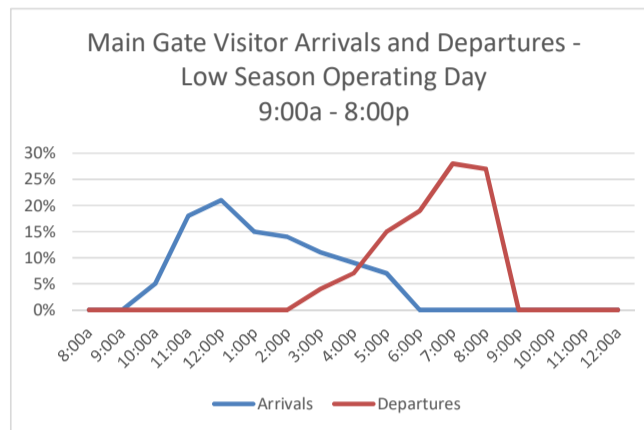
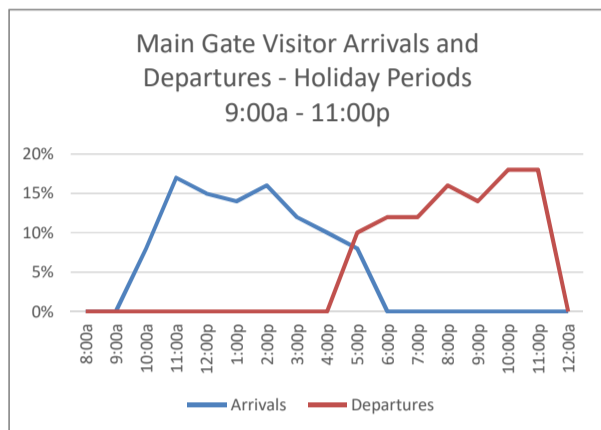


Table MG 6.0

London Resort - Main Gate									
Illustrative Non-Hotel Daily Attendance: Year 2038									
Week Number	Month	Daily							Total
		Monday	Tuesday	Wednesday	Thursday	Friday	Saturday	Sunday	
1	January	0	0	0	0	10,058	12,827	11,078	33,963
2	January	7,580	4,664	5,831	7,580	8,746	12,827	11,078	58,306
3	January	7,580	4,664	5,831	7,580	8,746	12,827	11,078	58,306
4	January	7,580	4,664	5,831	7,580	8,746	12,827	11,078	58,306
5	January	7,580	4,664	5,831	7,580	8,746	12,827	11,078	58,306
6	February	11,940	7,348	9,185	11,940	13,777	20,206	17,451	91,846
7	February	11,940	7,348	9,185	11,940	13,777	20,206	17,451	91,846
8	February	11,940	7,348	9,185	11,940	13,777	20,206	17,451	91,846
9	February	11,940	7,348	9,185	11,940	13,777	20,206	17,451	91,846
10	March	14,071	9,741	10,824	14,071	16,235	22,730	20,565	108,236
11	March	14,071	9,741	10,824	14,071	16,235	22,730	20,565	108,236
12	March	14,071	9,741	10,824	14,071	16,235	22,730	20,565	108,236
13	March	14,071	9,741	10,824	14,071	16,235	22,730	20,565	108,236
14	March	14,071	9,741	10,824	21,956	25,334	35,467	32,090	149,482
15	April	21,956	15,200	16,889	21,956	25,334	35,467	32,090	168,893
16	April	21,956	15,200	16,889	21,956	25,334	35,467	32,090	168,893
17	April	21,956	15,200	16,889	21,956	29,134	35,467	36,903	177,506
18	April	25,249	15,200	16,889	21,956	25,334	18,903	17,882	141,414
19	May	17,933	10,218	11,751	13,794	15,838	18,903	17,882	106,319
20	May	13,794	10,218	11,751	13,794	15,838	18,903	17,882	102,181
21	May	13,794	10,218	11,751	13,794	15,838	18,903	17,882	102,181
22	May	13,794	10,218	11,751	13,794	15,838	18,903	17,882	102,181
23	May	17,933	15,847	18,225	21,394	24,564	29,318	27,733	155,013
24	June	21,394	15,847	18,225	21,394	24,564	29,318	27,733	158,474
25	June	21,394	15,847	18,225	21,394	24,564	29,318	27,733	158,474
26	June	21,394	15,847	18,225	21,394	24,564	29,318	27,733	158,474
27	June	21,394	15,847	18,225	31,346	35,824	39,183	36,944	198,762
28	July	30,227	23,510	26,868	31,346	35,824	39,183	36,944	223,901
29	July	30,227	23,510	26,868	31,346	35,824	39,183	36,944	223,901
30	July	30,227	23,510	26,868	31,346	35,824	39,183	36,944	223,901
31	July	30,227	23,510	26,868	31,346	35,824	39,183	33,778	220,735
32	August	27,636	21,495	24,566	28,660	32,754	35,825	33,778	204,713
33	August	27,636	21,495	24,566	28,660	32,754	35,825	33,778	204,713
34	August	27,636	21,495	24,566	28,660	32,754	35,825	33,778	204,713
35	August	27,636	21,495	24,566	28,660	32,754	35,825	33,778	204,713
36	August	27,636	21,495	16,267	19,096	21,925	26,169	24,754	157,342
37	September	19,096	14,145	16,267	19,096	21,925	26,169	24,754	141,452
38	September	19,096	14,145	16,267	19,096	21,925	26,169	24,754	141,452
39	September	19,096	14,145	16,267	19,096	21,925	26,169	24,754	141,452
40	September	19,096	14,145	16,267	19,096	16,516	23,122	20,920	129,162
41	October	14,314	9,909	11,010	14,314	16,516	23,122	20,920	110,105
42	October	14,314	9,909	11,010	14,314	16,516	23,122	20,920	110,105
43	October	14,314	9,909	11,010	14,314	16,516	23,122	20,920	110,105
44	October	14,314	9,909	11,010	14,314	16,516	23,122	20,920	110,105
45	November	8,236	5,068	6,335	8,236	9,978	13,937	12,037	63,827
46	November	8,236	5,068	6,335	8,236	9,503	13,937	12,037	63,352
47	November	8,236	5,068	6,335	8,236	9,503	13,937	12,037	63,352
48	November	8,236	5,068	6,335	8,236	9,503	13,937	12,037	63,352
49	November	8,236	5,068	9,665	12,564	14,497	21,262	18,363	89,654
50	December	12,564	7,732	9,665	12,564	14,497	21,262	18,363	96,646
51	December	12,564	7,732	9,665	12,564	14,497	21,262	18,363	96,646
52	December	12,564	7,732	9,665	12,564	16,671	24,451	23,871	107,518

Table MG 7.Dp

London Resort - Main Gate		Illustrative Non-Hotel Daily Departures - July 2038																		
		Attendance	before 8:00a	8:00a - 9:00a	9:00a - 10:00a	10:00a - 11:00a	11:00a - 12:00p	12:00p - 1:00p	1:00p - 2:00p	2:00p - 3:00p	3:00p - 4:00p	4:00p - 5:00p	5:00p - 6:00p	6:00p - 7:00p	7:00p - 8:00p	8:00p - 9:00p	9:00p - 10:00p	10:00p - 11:00p	11:00p - 12:00a	Max Departures
Year:	2038																			
Month:	July																			
01/07/2038	Thursday	31,346	0	0	0	0	0	0	0	0	0	3,135	3,762	3,762	5,015	4,388	5,642	5,642	0	5,642
02/07/2038	Friday	35,824	0	0	0	0	0	0	0	0	0	3,582	4,299	4,299	5,732	5,015	6,448	6,448	0	6,448
03/07/2038	Saturday	39,183	0	0	0	0	0	0	0	0	0	3,918	4,702	4,702	6,269	5,486	7,053	7,053	0	7,053
04/07/2038	Sunday	36,944	0	0	0	0	0	0	0	0	0	3,694	4,433	4,433	5,911	5,172	6,650	6,650	0	6,650
05/07/2038	Monday	30,227	0	0	0	0	0	0	0	0	0	3,023	3,627	3,627	4,836	4,232	5,441	5,441	0	5,441
06/07/2038	Tuesday	23,510	0	0	0	0	0	0	0	0	0	2,351	2,821	2,821	3,762	3,291	4,232	4,232	0	4,232
07/07/2038	Wednesday	26,868	0	0	0	0	0	0	0	0	0	2,687	3,224	3,224	4,299	3,762	4,836	4,836	0	4,836
08/07/2038	Thursday	31,346	0	0	0	0	0	0	0	0	0	3,135	3,762	3,762	5,015	4,388	5,642	5,642	0	5,642
09/07/2038	Friday	35,824	0	0	0	0	0	0	0	0	0	3,582	4,299	4,299	5,732	5,015	6,448	6,448	0	6,448
10/07/2038	Saturday	39,183	0	0	0	0	0	0	0	0	0	3,918	4,702	4,702	6,269	5,486	7,053	7,053	0	7,053
11/07/2038	Sunday	36,944	0	0	0	0	0	0	0	0	0	3,694	4,433	4,433	5,911	5,172	6,650	6,650	0	6,650
12/07/2038	Monday	30,227	0	0	0	0	0	0	0	0	0	3,023	3,627	3,627	4,836	4,232	5,441	5,441	0	5,441
13/07/2038	Tuesday	23,510	0	0	0	0	0	0	0	0	0	2,351	2,821	2,821	3,762	3,291	4,232	4,232	0	4,232
14/07/2038	Wednesday	26,868	0	0	0	0	0	0	0	0	0	2,687	3,224	3,224	4,299	3,762	4,836	4,836	0	4,836
15/07/2038	Thursday	31,346	0	0	0	0	0	0	0	0	0	3,135	3,762	3,762	5,015	4,388	5,642	5,642	0	5,642
16/07/2038	Friday	35,824	0	0	0	0	0	0	0	0	0	3,582	4,299	4,299	5,732	5,015	6,448	6,448	0	6,448
17/07/2038	Saturday	39,183	0	0	0	0	0	0	0	0	0	3,918	4,702	4,702	6,269	5,486	7,053	7,053	0	7,053
18/07/2038	Sunday	36,944	0	0	0	0	0	0	0	0	0	3,694	4,433	4,433	5,911	5,172	6,650	6,650	0	6,650
19/07/2038	Monday	30,227	0	0	0	0	0	0	0	0	0	3,023	3,627	3,627	4,836	4,232	5,441	5,441	0	5,441
20/07/2038	Tuesday	23,510	0	0	0	0	0	0	0	0	0	2,351	2,821	2,821	3,762	3,291	4,232	4,232	0	4,232
21/07/2038	Wednesday	26,868	0	0	0	0	0	0	0	0	0	2,687	3,224	3,224	4,299	3,762	4,836	4,836	0	4,836
22/07/2038	Thursday	31,346	0	0	0	0	0	0	0	0	0	3,135	3,762	3,762	5,015	4,388	5,642	5,642	0	5,642
23/07/2038	Friday	35,824	0	0	0	0	0	0	0	0	0	3,582	4,299	4,299	5,732	5,015	6,448	6,448	0	6,448
24/07/2038	Saturday	39,183	0	0	0	0	0	0	0	0	0	3,918	4,702	4,702	6,269	5,486	7,053	7,053	0	7,053
25/07/2038	Sunday	36,944	0	0	0	0	0	0	0	0	0	3,694	4,433	4,433	5,911	5,172	6,650	6,650	0	6,650
26/07/2038	Monday	30,227	0	0	0	0	0	0	0	0	0	3,023	3,627	3,627	4,836	4,232	5,441	5,441	0	5,441
27/07/2038	Tuesday	23,510	0	0	0	0	0	0	0	0	0	2,351	2,821	2,821	3,762	3,291	4,232	4,232	0	4,232
28/07/2038	Wednesday	26,868	0	0	0	0	0	0	0	0	0	2,687	3,224	3,224	4,299	3,762	4,836	4,836	0	4,836
29/07/2038	Thursday	31,346	0	0	0	0	0	0	0	0	0	3,135	3,762	3,762	5,015	4,388	5,642	5,642	0	5,642
30/07/2038	Friday	35,824	0	0	0	0	0	0	0	0	0	3,582	4,299	4,299	5,732	5,015	6,448	6,448	0	6,448
31/07/2038	Saturday	39,183	0	0	0	0	0	0	0	0	0	3,918	4,702	4,702	6,269	5,486	7,053	7,053	0	7,053

Table MG 7.05

London Resort - Main Gate		Illustrative Non-Hotel Peak On-Site - July 2038																		
		Attendance	8:00a	9:00a	10:00a	11:00a	12:00p	1:00p	2:00p	3:00p	4:00p	5:00p	6:00p	7:00p	8:00p	9:00p	10:00p	11:00p	12:00a	Max On-Site
Year:	2038																			
Month:	July																			
01/07/2038	Thursday	31,346	0	0	2,508	7,837	12,538	16,927	21,942	25,704	28,838	28,211	24,450	20,688	15,673	11,285	5,642	0	0	28,838
02/07/2038	Friday	35,824	0	0	2,866	8,956	14,330	19,345	25,077	29,376	32,958	32,242	27,943	23,644	17,912	12,897	6,448	0	0	32,958
03/07/2038	Saturday	39,183	0	0	3,135	9,796	15,673	21,159	27,428	32,130	36,048	35,264	30,562	25,861	19,591	14,106	7,053	0	0	36,048
04/07/2038	Sunday	36,944	0	0	2,955	9,236	14,777	19,950	25,861	30,294	33,988	33,249	28,816	24,383	18,472	13,300	6,650	0	0	33,988
05/07/2038	Monday	30,227	0	0	2,418	7,557	12,091	16,322	21,159	24,786	27,808	27,204	23,577	19,950	15,113	10,882	5,441	0	0	27,808
06/07/2038	Tuesday	23,510	0	0	1,881	5,877	9,404	12,695	16,457	19,278	21,629	21,159	18,337	15,516	11,755	8,463	4,232	0	0	21,629
07/07/2038	Wednesday	26,868	0	0	2,149	6,717	10,747	14,509	18,808	22,032	24,719	24,181	20,957	17,733	13,434	9,673	4,836	0	0	24,719
08/07/2038	Thursday	31,346	0	0	2,508	7,837	12,538	16,927	21,942	25,704	28,838	28,211	24,450	20,688	15,673	11,285	5,642	0	0	28,838
09/07/2038	Friday	35,824	0	0	2,866	8,956	14,330	19,345	25,077	29,376	32,958	32,242	27,943	23,644	17,912	12,897	6,448	0	0	32,958
10/07/2038	Saturday	39,183	0	0	3,135	9,796	15,673	21,159	27,428	32,130	36,048	35,264	30,562	25,861	19,591	14,106	7,053	0	0	36,048
11/07/2038	Sunday	36,944	0	0	2,955	9,236	14,777	19,950	25,861	30,294	33,988	33,249	28,816	24,383	18,472	13,300	6,650	0	0	33,988
12/07/2038	Monday	30,227	0	0	2,418	7,557	12,091	16,322	21,159	24,786	27,808	27,204	23,577	19,950	15,113	10,882	5,441	0	0	27,808
13/07/2038	Tuesday	23,510	0	0	1,881	5,877	9,404	12,695	16,457	19,278	21,629	21,159	18,337	15,516	11,755	8,463	4,232	0	0	21,629
14/07/2038	Wednesday	26,868	0	0	2,149	6,717	10,747	14,509	18,808	22,032	24,719	24,181	20,957	17,733	13,434	9,673	4,836	0	0	24,719
15/07/2038	Thursday	31,346	0	0	2,508	7,837	12,538	16,927	21,942	25,704	28,838	28,211	24,450	20,688	15,673	11,285	5,642	0	0	28,838
16/07/2038	Friday	35,824	0	0	2,866	8,956	14,330	19,345	25,077	29,376	32,958	32,242	27,943	23,644	17,912	12,897	6,448	0	0	32,958
17/07/2038	Saturday	39,183	0	0	3,135	9,796	15,673	21,159	27,428	32,130	36,048	35,264	30,562	25,861	19,591	14,106	7,053	0	0	36,048
18/07/2038	Sunday	36,944	0	0	2,955	9,236	14,777	19,950	25,861	30,294	33,988	33,249	28,816	24,383	18,472	13,300	6,650	0	0	33,988
19/07/2038	Monday	30,227	0	0	2,418	7,557	12,091	16,322	21,159	24,786	27,808	27,204	23,577	19,950	15,113	10,882	5,441	0	0	27,808
20/07/2038	Tuesday	23,510	0	0	1,881	5,877	9,404	12,695	16,457	19,278	21,629	21,159	18,337	15,516	11,755	8,463	4,232	0	0	21,629
21/07/2038	Wednesday	26,868	0	0	2,149	6,717	10,747	14,509	18,808	22,032	24,719	24,181	20,957	17,733	13,434	9,673	4,836	0	0	24,719
22/07/2038	Thursday	31,346	0	0	2,508	7,837	12,538	16,927	21,942	25,704	28,838	28,211	24,450	20,688	15,673	11,285	5,642	0	0	28,838
23/07/2038	Friday	35,824	0	0	2,866	8,956	14,330	19,345	25,077	29,376	32,958	32,242	27,943	23,644	17,912	12,897	6,448	0	0	32,958
24/07/2038	Saturday	39,183	0	0	3,135	9,796	15,673	21,159	27,428	32,130	36,048	35,264	30,562	25,861	19,591	14,106	7,053	0	0	36,048
25/07/2038	Sunday	36,944	0	0	2,955	9,236	14,777	19,950	25,861	30,294	33,988	33,249	28,816	24,383	18,472	13,300	6,650	0	0	33,988
26/07/2038	Monday	30,227	0	0	2,418	7,557	12,091	16,322	21,159	24,786	27,808	27,204	23,577	19,950	15,113	10,882	5,441	0	0	27,808
27/07/2038	Tuesday	23,510	0	0	1,881	5,877	9,404	12,695	16,457	19,278	21,629	21,159	18,337	15,516	11,755	8,463	4,232	0	0	21,629
28/07/2038	Wednesday	26,868	0	0	2,149	6,717	10,747	14,509	18,808	22,032	24,719	24,181	20,957	17,733	13,434	9,673	4,836	0	0	24,719
29/07/2038	Thursday	31,346	0	0	2,508	7,837	12,538	16,927	21,942	25,704	28,838	28,211	24,450	20,688	15,673	11,285	5,642	0	0	28,838
30/07/2038	Friday	35,824	0	0	2,866	8,956	14,330	19,345	25,077	29,376	32,958	32,242	27,943	23,644	17,912	12,897	6,448	0	0	32,958
31/07/2038	Saturday	39,183	0	0	3,135	9,796	15,673	21,159	27,428	32,130	36,048	35,264	30,562	25,861	19,591	14,106	7,053	0	0	36,048

Table SG 1.0

London Resort - Second Gate			
Illustrative Non-Hotel Annual Attendance Summary - Year 2025, 2029, and 2038			
Year	2025	2029	Year Modeled 2038
Annual Attendance to Second Gate Park ¹		2,873,687	4,196,488
Annual Hotel Visitors ¹	752,384	1,493,251	1,713,275
Estimated Hotel Visitors to Second Gate Park	100%	100%	100%
Annual Non-Hotel Attendance		1,380,436	2,483,213
Number of Operating Days (Closed Christmas & New Years Day)			365
Peak Month			
Peak Month Attendance	0	207,065	372,482
Peak Month as a Percent of Annual	15.0%	15.0%	15.0%
Average Peak Month Week			
Average Week as % of Peak Month	23%	23%	23%
Average Peak Month Weekly Attendance	0	46,590	83,808
Design Day Attendance			
As a Percent of Average Peak Week	17.50%	17.50%	17.50%
Design Day Based on Top 10% Attendance Days	0	8,153	14,666
Design Day as a Percent Annual	0.00%	0.59%	0.59%
Peak Day			
Peak Day as a % of Design Day	120%	120%	120%
Peak Day	0	9,784	17,600
Peak Day as Day of Week			
As a Percent of Average Peak Week	0.00%	21.00%	21.00%
Reference Point: Disneyland Paris:			
Peak month = August at 14%			
Design day % of annual = 0.54-0.56%			

¹Source: LDP

Table SG 2.0

London Resort - Second Gate				
Projected Monthly Attendance Based on Benchmark London Attractions				
	Benchmark	Annual	2029	2038
	Attractions	Distribution	Attendance	Attendance
January	3.7%	4.0%	55,217	99,329
February	5.6%	5.5%	75,924	136,577
March	7.9%	7.0%	96,631	173,825
April	11.0%	11.0%	151,848	273,153
May	7.8%	7.0%	96,631	173,825
June	9.4%	10.0%	138,044	248,321
July	14.0%	15.0%	207,065	372,482
August	12.4%	13.5%	186,359	335,234
September	7.3%	9.0%	124,239	223,489
October	8.7%	7.5%	103,533	186,241
November	5.2%	4.0%	55,217	99,329
December	7.0%	6.5%	89,728	161,409
Total Annual	100%	100.0%	1,380,436	2,483,213

Table SG 3.0

London Resort - Second Gate								
Average Weekday Distribution of Attendance								
	Attendance Distribution by Day of Week							Total
	Monday	Tuesday	Wednesday	Thursday	Friday	Saturday	Sunday	
January	13.0%	8.0%	10.0%	13.0%	15.0%	22.0%	19.0%	100%
February	13.0%	8.0%	10.0%	13.0%	15.0%	22.0%	19.0%	100%
March	13.0%	9.0%	10.0%	13.0%	15.0%	21.0%	19.0%	100%
April	13.0%	9.0%	10.0%	13.0%	15.0%	21.0%	19.0%	100%
May	13.5%	10.0%	11.5%	13.5%	15.5%	18.5%	17.5%	100%
June	13.5%	10.0%	11.5%	13.5%	15.5%	18.5%	17.5%	100%
July	13.5%	10.5%	12.0%	14.0%	16.0%	17.5%	16.5%	100%
August	13.5%	10.5%	12.0%	14.0%	16.0%	17.5%	16.5%	100%
September	13.5%	10.0%	11.5%	13.5%	15.5%	18.5%	17.5%	100%
October	13.0%	9.0%	10.0%	13.0%	15.0%	21.0%	19.0%	100%
November	13.0%	8.0%	10.0%	13.0%	15.0%	22.0%	19.0%	100%
December	13.0%	8.0%	10.0%	13.0%	15.0%	22.0%	19.0%	100%

Table SG 5.0

London Resort - Second Gate																				
Illustrative Non-Hotel Visitor Arrival - Departure Patterns																				
	before	8:00a -	9:00a -	10:00a -	11:00a -	12:00p -	1:00p -	2:00p -	3:00p -	4:00p -	5:00p -	6:00p -	7:00p -	8:00p -	9:00p -	10:00p -	11:00p -			
	8:00a	9:00a	10:00a	11:00a	12:00p	1:00p	2:00p	3:00p	4:00p	5:00p	6:00p	7:00p	8:00p	9:00p	10:00p	11:00p	12:00a	TOTAL	MAX	
Holiday Periods Operations																				
Opn. For Hotel	9:00 AM																			
Opening Time	10:00 AM																			
Closing Time	11:00 PM																			
Arriving	Holiday	0%	0%	8%	17%	15%	14%	16%	12%	10%	8%	0%	0%	0%	0%	0%	0%	100%	17%	
Departing	Holiday	0%	0%	0%	0%	0%	0%	0%	0%	0%	10%	12%	12%	16%	14%	18%	18%	0%	100%	18%
On-site	Holiday	0.0%	0.0%	8.0%	25.0%	40.0%	54.0%	70.0%	82.0%	92.0%	90.0%	78.0%	66.0%	50.0%	36.0%	18.0%	0.0%	0.0%	709%	92%
Low Season Operating Day Sunday Through Thursday																				
Opn. For Hotel	9:00 AM																			
Opening Time	10:00 AM																			
Closing Time	8:00 PM																			
Arriving	Low 9p - 8p	0%	0%	5%	18%	21%	15%	14%	11%	9%	7%	0%	0%	0%	0%	0%	0%	100%	21%	
Departing	Low 9p - 8p	0%	0%	0%	0%	0%	0%	0%	4%	7%	15%	19%	28%	27%	0%	0%	0%	100%	28%	
On-site	Low 9p - 8p	0.0%	0.0%	5.0%	23.0%	44.0%	59.0%	73.0%	80.0%	82.0%	74.0%	55.0%	27.0%	0.0%	0.0%	0.0%	0.0%	522%	82%	

London Resort - Second Gate
Illustrative Non-Hotel Visitor Arrival - Departure Patterns

Low Season Operating Day Friday and Saturday

Opn. For Hotel 9:00 AM
 Opening Time 10:00 AM
 Closing Time 9:00 PM

Arriving	Low 9p - 9p	0%	0%	5%	18%	21%	15%	14%	11%	9%	7%	0%	0%	0%	0%	0%	0%	0%	100%	21%
Departing	Low 9p - 9p	0%	0%	0%	0%	0%	0%	0%	0%	4%	7%	15%	19%	28%	27%	0%	0%	0%	100%	28%
On-site	Low 9p - 9p	0.0%	0.0%	5.0%	23.0%	44.0%	59.0%	73.0%	84.0%	89.0%	89.0%	74.0%	55.0%	27.0%	0.0%	0.0%	0.0%	0.0%	622%	89%

Medium Season Operating Day Monday Through Sunday

Opn. For Hotel 9:00 AM
 Opening Time 10:00 AM
 Closing Time 9:00 PM

Arriving	Med. 9p - 9p	0%	0%	5%	18%	21%	15%	14%	11%	9%	7%	0%	0%	0%	0%	0%	0%	0%	100%	21%
Departing	Med. 9p - 9p	0%	0%	0%	0%	0%	0%	0%	0%	4%	7%	15%	19%	28%	27%	0%	0%	0%	100%	28%
On-site	Med. 9p - 9p	0.0%	0.0%	5.0%	23.0%	44.0%	59.0%	73.0%	84.0%	89.0%	89.0%	74.0%	55.0%	27.0%	0.0%	0.0%	0.0%	0.0%	622%	89%

Peak Season Operations - Monday Through Sunday

Opn. For Hotel 9:00 AM
 Opening Time 10:00 AM
 Closing Time 11:00 PM

Arriving	Peak 9p - 11p	0%	0%	8%	17%	15%	14%	16%	12%	10%	8%	0%	0%	0%	0%	0%	0%	0%	100%	17%
Departing	Peak 9p - 11p	0%	0%	0%	0%	0%	0%	0%	0%	0%	10%	12%	12%	16%	14%	18%	18%	0%	100%	18%
On-site	Peak 9p - 11p	0.0%	0.0%	8.0%	25.0%	40.0%	54.0%	70.0%	82.0%	92.0%	90.0%	78.0%	66.0%	50.0%	36.0%	18.0%	0.0%	0.0%	709%	92%

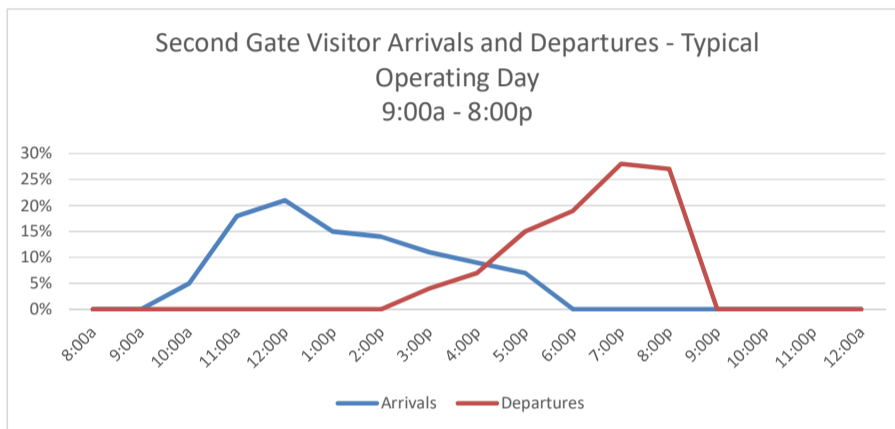
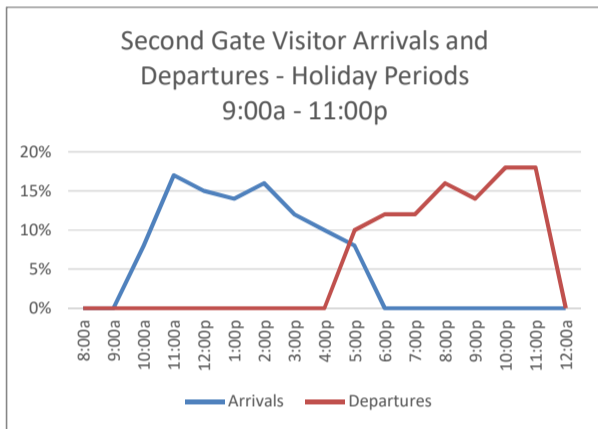


Table SG 6.0

London Resort - Second Gate									
Illustrative Non-Hotel Daily Attendance: Year 2038									
Week Number	Month	Daily							Total
		Monday	Tuesday	Wednesday	Thursday	Friday	Saturday	Sunday	
1	January	0	0	0	0	3,739	4,769	4,118	12,626
2	January	2,818	1,734	2,168	2,818	3,251	4,769	4,118	21,676
3	January	2,818	1,734	2,168	2,818	3,251	4,769	4,118	21,676
4	January	2,818	1,734	2,168	2,818	3,251	4,769	4,118	21,676
5	January	2,818	1,734	2,168	2,818	3,251	4,769	4,118	21,676
6	February	4,439	2,732	3,414	4,439	5,122	7,512	6,487	34,144
7	February	4,439	2,732	3,414	4,439	5,122	7,512	6,487	34,144
8	February	4,439	2,732	3,414	4,439	5,122	7,512	6,487	34,144
9	February	4,439	2,732	3,414	4,439	5,122	7,512	6,487	34,144
10	March	5,231	3,621	4,024	5,231	6,036	8,450	7,645	40,237
11	March	5,231	3,621	4,024	5,231	6,036	8,450	7,645	40,237
12	March	5,231	3,621	4,024	5,231	6,036	8,450	7,645	40,237
13	March	5,231	3,621	4,024	5,231	6,036	8,450	7,645	40,237
14	March	5,231	3,621	4,024	8,162	9,418	13,185	11,929	55,571
15	April	8,162	5,651	6,279	8,162	9,418	13,185	11,929	62,787
16	April	8,162	5,651	6,279	8,162	9,418	13,185	11,929	62,787
17	April	8,162	5,651	6,279	8,162	10,831	13,185	13,719	65,989
18	April	9,387	5,651	6,279	8,162	9,418	7,027	6,648	52,571
19	May	6,667	3,799	4,368	5,128	5,888	7,027	6,648	39,525
20	May	5,128	3,799	4,368	5,128	5,888	7,027	6,648	37,986
21	May	5,128	3,799	4,368	5,128	5,888	7,027	6,648	37,986
22	May	5,128	3,799	4,368	5,128	5,888	7,027	6,648	37,986
23	May	6,667	5,891	6,775	7,953	9,132	10,899	10,310	57,627
24	June	7,953	5,891	6,775	7,953	9,132	10,899	10,310	58,914
25	June	7,953	5,891	6,775	7,953	9,132	10,899	10,310	58,914
26	June	7,953	5,891	6,775	7,953	9,132	10,899	10,310	58,914
27	June	7,953	5,891	6,775	11,653	13,318	14,566	13,734	73,891
28	July	11,237	8,740	9,988	11,653	13,318	14,566	13,734	83,236
29	July	11,237	8,740	9,988	11,653	13,318	14,566	13,734	83,236
30	July	11,237	8,740	9,988	11,653	13,318	14,566	13,734	83,236
31	July	11,237	8,740	9,988	11,653	13,318	14,566	12,557	82,059
32	August	10,274	7,991	9,132	10,654	12,176	13,318	12,557	76,103
33	August	10,274	7,991	9,132	10,654	12,176	13,318	12,557	76,103
34	August	10,274	7,991	9,132	10,654	12,176	13,318	12,557	76,103
35	August	10,274	7,991	9,132	10,654	12,176	13,318	12,557	76,103
36	August	10,274	7,991	6,047	7,099	8,151	9,728	9,202	58,493
37	September	7,099	5,259	6,047	7,099	8,151	9,728	9,202	52,586
38	September	7,099	5,259	6,047	7,099	8,151	9,728	9,202	52,586
39	September	7,099	5,259	6,047	7,099	8,151	9,728	9,202	52,586
40	September	7,099	5,259	6,047	7,099	6,140	8,596	7,777	48,017
41	October	5,321	3,684	4,093	5,321	6,140	8,596	7,777	40,932
42	October	5,321	3,684	4,093	5,321	6,140	8,596	7,777	40,932
43	October	5,321	3,684	4,093	5,321	6,140	8,596	7,777	40,932
44	October	5,321	3,684	4,093	5,321	6,140	8,596	7,777	40,932
45	November	3,062	1,884	2,355	3,062	3,709	5,181	4,475	23,728
46	November	3,062	1,884	2,355	3,062	3,533	5,181	4,475	23,552
47	November	3,062	1,884	2,355	3,062	3,533	5,181	4,475	23,552
48	November	3,062	1,884	2,355	3,062	3,533	5,181	4,475	23,552
49	November	3,062	1,884	3,593	4,671	5,389	7,904	6,826	33,329
50	December	4,671	2,874	3,593	4,671	5,389	7,904	6,826	35,929
51	December	4,671	2,874	3,593	4,671	5,389	7,904	6,826	35,929
52	December	4,671	2,874	3,593	4,671	6,198	9,090	8,874	39,970

Table SG 7.Dp

London Resort - Second Gate																				
Illustrative Non-Hotel Daily Departures - July 2038																				
		Attendance	before 8:00a	8:00a - 9:00a	9:00a - 10:00a	10:00a - 11:00a	11:00a - 12:00p	12:00p - 1:00p	1:00p - 2:00p	2:00p - 3:00p	3:00p - 4:00p	4:00p - 5:00p	5:00p - 6:00p	6:00p - 7:00p	7:00p - 8:00p	8:00p - 9:00p	9:00p - 10:00p	10:00p - 11:00p	11:00p - 12:00a	Max Departures
Year:	2038																			
Month:	July																			
01/07/2038	Thursday	11,653	0	0	0	0	0	0	0	0	0	1,165	1,398	1,398	1,864	1,631	2,098	2,098	0	2,098
02/07/2038	Friday	13,318	0	0	0	0	0	0	0	0	0	1,332	1,598	1,598	2,131	1,864	2,397	2,397	0	2,397
03/07/2038	Saturday	14,566	0	0	0	0	0	0	0	0	0	1,457	1,748	1,748	2,331	2,039	2,622	2,622	0	2,622
04/07/2038	Sunday	13,734	0	0	0	0	0	0	0	0	0	1,373	1,648	1,648	2,197	1,923	2,472	2,472	0	2,472
05/07/2038	Monday	11,237	0	0	0	0	0	0	0	0	0	1,124	1,348	1,348	1,798	1,573	2,023	2,023	0	2,023
06/07/2038	Tuesday	8,740	0	0	0	0	0	0	0	0	0	874	1,049	1,049	1,398	1,224	1,573	1,573	0	1,573
07/07/2038	Wednesday	9,988	0	0	0	0	0	0	0	0	0	999	1,199	1,199	1,598	1,398	1,798	1,798	0	1,798
08/07/2038	Thursday	11,653	0	0	0	0	0	0	0	0	0	1,165	1,398	1,398	1,864	1,631	2,098	2,098	0	2,098
09/07/2038	Friday	13,318	0	0	0	0	0	0	0	0	0	1,332	1,598	1,598	2,131	1,864	2,397	2,397	0	2,397
10/07/2038	Saturday	14,566	0	0	0	0	0	0	0	0	0	1,457	1,748	1,748	2,331	2,039	2,622	2,622	0	2,622
11/07/2038	Sunday	13,734	0	0	0	0	0	0	0	0	0	1,373	1,648	1,648	2,197	1,923	2,472	2,472	0	2,472
12/07/2038	Monday	11,237	0	0	0	0	0	0	0	0	0	1,124	1,348	1,348	1,798	1,573	2,023	2,023	0	2,023
13/07/2038	Tuesday	8,740	0	0	0	0	0	0	0	0	0	874	1,049	1,049	1,398	1,224	1,573	1,573	0	1,573
14/07/2038	Wednesday	9,988	0	0	0	0	0	0	0	0	0	999	1,199	1,199	1,598	1,398	1,798	1,798	0	1,798
15/07/2038	Thursday	11,653	0	0	0	0	0	0	0	0	0	1,165	1,398	1,398	1,864	1,631	2,098	2,098	0	2,098
16/07/2038	Friday	13,318	0	0	0	0	0	0	0	0	0	1,332	1,598	1,598	2,131	1,864	2,397	2,397	0	2,397
17/07/2038	Saturday	14,566	0	0	0	0	0	0	0	0	0	1,457	1,748	1,748	2,331	2,039	2,622	2,622	0	2,622
18/07/2038	Sunday	13,734	0	0	0	0	0	0	0	0	0	1,373	1,648	1,648	2,197	1,923	2,472	2,472	0	2,472
19/07/2038	Monday	11,237	0	0	0	0	0	0	0	0	0	1,124	1,348	1,348	1,798	1,573	2,023	2,023	0	2,023
20/07/2038	Tuesday	8,740	0	0	0	0	0	0	0	0	0	874	1,049	1,049	1,398	1,224	1,573	1,573	0	1,573
21/07/2038	Wednesday	9,988	0	0	0	0	0	0	0	0	0	999	1,199	1,199	1,598	1,398	1,798	1,798	0	1,798
22/07/2038	Thursday	11,653	0	0	0	0	0	0	0	0	0	1,165	1,398	1,398	1,864	1,631	2,098	2,098	0	2,098
23/07/2038	Friday	13,318	0	0	0	0	0	0	0	0	0	1,332	1,598	1,598	2,131	1,864	2,397	2,397	0	2,397
24/07/2038	Saturday	14,566	0	0	0	0	0	0	0	0	0	1,457	1,748	1,748	2,331	2,039	2,622	2,622	0	2,622
25/07/2038	Sunday	13,734	0	0	0	0	0	0	0	0	0	1,373	1,648	1,648	2,197	1,923	2,472	2,472	0	2,472
26/07/2038	Monday	11,237	0	0	0	0	0	0	0	0	0	1,124	1,348	1,348	1,798	1,573	2,023	2,023	0	2,023
27/07/2038	Tuesday	8,740	0	0	0	0	0	0	0	0	0	874	1,049	1,049	1,398	1,224	1,573	1,573	0	1,573
28/07/2038	Wednesday	9,988	0	0	0	0	0	0	0	0	0	999	1,199	1,199	1,598	1,398	1,798	1,798	0	1,798
29/07/2038	Thursday	11,653	0	0	0	0	0	0	0	0	0	1,165	1,398	1,398	1,864	1,631	2,098	2,098	0	2,098
30/07/2038	Friday	13,318	0	0	0	0	0	0	0	0	0	1,332	1,598	1,598	2,131	1,864	2,397	2,397	0	2,397
31/07/2038	Saturday	14,566	0	0	0	0	0	0	0	0	0	1,457	1,748	1,748	2,331	2,039	2,622	2,622	0	2,622

Table SG 7.05

London Resort - Second Gate		Illustrative Non-Hotel Peak On-Site - July 2038																		Max
		Attendance	8:00a	9:00a	10:00a	11:00a	12:00p	1:00p	2:00p	3:00p	4:00p	5:00p	6:00p	7:00p	8:00p	9:00p	10:00p	11:00p	12:00a	On-Site
Year:	2038																			
Month:	August																			
01/07/2038	Thursday	11,653	0	0	932	2,913	4,661	6,293	8,157	9,556	10,721	10,488	9,089	7,691	5,827	4,195	2,098	0	0	10,721
02/07/2038	Friday	13,318	0	0	1,065	3,329	5,327	7,192	9,322	10,921	12,252	11,986	10,388	8,790	6,659	4,794	2,397	0	0	12,252
03/07/2038	Saturday	14,566	0	0	1,165	3,642	5,827	7,866	10,196	11,944	13,401	13,110	11,362	9,614	7,283	5,244	2,622	0	0	13,401
04/07/2038	Sunday	13,734	0	0	1,099	3,433	5,494	7,416	9,614	11,262	12,635	12,361	10,712	9,064	6,867	4,944	2,472	0	0	12,635
05/07/2038	Monday	11,237	0	0	899	2,809	4,495	6,068	7,866	9,214	10,338	10,113	8,765	7,416	5,618	4,045	2,023	0	0	10,338
06/07/2038	Tuesday	8,740	0	0	699	2,185	3,496	4,719	6,118	7,167	8,041	7,866	6,817	5,768	4,370	3,146	1,573	0	0	8,041
07/07/2038	Wednesday	9,988	0	0	799	2,497	3,995	5,394	6,992	8,190	9,189	8,990	7,791	6,592	4,994	3,596	1,798	0	0	9,189
08/07/2038	Thursday	11,653	0	0	932	2,913	4,661	6,293	8,157	9,556	10,721	10,488	9,089	7,691	5,827	4,195	2,098	0	0	10,721
09/07/2038	Friday	13,318	0	0	1,065	3,329	5,327	7,192	9,322	10,921	12,252	11,986	10,388	8,790	6,659	4,794	2,397	0	0	12,252
10/07/2038	Saturday	14,566	0	0	1,165	3,642	5,827	7,866	10,196	11,944	13,401	13,110	11,362	9,614	7,283	5,244	2,622	0	0	13,401
11/07/2038	Sunday	13,734	0	0	1,099	3,433	5,494	7,416	9,614	11,262	12,635	12,361	10,712	9,064	6,867	4,944	2,472	0	0	12,635
12/07/2038	Monday	11,237	0	0	899	2,809	4,495	6,068	7,866	9,214	10,338	10,113	8,765	7,416	5,618	4,045	2,023	0	0	10,338
13/07/2038	Tuesday	8,740	0	0	699	2,185	3,496	4,719	6,118	7,167	8,041	7,866	6,817	5,768	4,370	3,146	1,573	0	0	8,041
14/07/2038	Wednesday	9,988	0	0	799	2,497	3,995	5,394	6,992	8,190	9,189	8,990	7,791	6,592	4,994	3,596	1,798	0	0	9,189
15/07/2038	Thursday	11,653	0	0	932	2,913	4,661	6,293	8,157	9,556	10,721	10,488	9,089	7,691	5,827	4,195	2,098	0	0	10,721
16/07/2038	Friday	13,318	0	0	1,065	3,329	5,327	7,192	9,322	10,921	12,252	11,986	10,388	8,790	6,659	4,794	2,397	0	0	12,252
17/07/2038	Saturday	14,566	0	0	1,165	3,642	5,827	7,866	10,196	11,944	13,401	13,110	11,362	9,614	7,283	5,244	2,622	0	0	13,401
18/07/2038	Sunday	13,734	0	0	1,099	3,433	5,494	7,416	9,614	11,262	12,635	12,361	10,712	9,064	6,867	4,944	2,472	0	0	12,635
19/07/2038	Monday	11,237	0	0	899	2,809	4,495	6,068	7,866	9,214	10,338	10,113	8,765	7,416	5,618	4,045	2,023	0	0	10,338
20/07/2038	Tuesday	8,740	0	0	699	2,185	3,496	4,719	6,118	7,167	8,041	7,866	6,817	5,768	4,370	3,146	1,573	0	0	8,041
21/07/2038	Wednesday	9,988	0	0	799	2,497	3,995	5,394	6,992	8,190	9,189	8,990	7,791	6,592	4,994	3,596	1,798	0	0	9,189
22/07/2038	Thursday	11,653	0	0	932	2,913	4,661	6,293	8,157	9,556	10,721	10,488	9,089	7,691	5,827	4,195	2,098	0	0	10,721
23/07/2038	Friday	13,318	0	0	1,065	3,329	5,327	7,192	9,322	10,921	12,252	11,986	10,388	8,790	6,659	4,794	2,397	0	0	12,252
24/07/2038	Saturday	14,566	0	0	1,165	3,642	5,827	7,866	10,196	11,944	13,401	13,110	11,362	9,614	7,283	5,244	2,622	0	0	13,401
25/07/2038	Sunday	13,734	0	0	1,099	3,433	5,494	7,416	9,614	11,262	12,635	12,361	10,712	9,064	6,867	4,944	2,472	0	0	12,635
26/07/2038	Monday	11,237	0	0	899	2,809	4,495	6,068	7,866	9,214	10,338	10,113	8,765	7,416	5,618	4,045	2,023	0	0	10,338
27/07/2038	Tuesday	8,740	0	0	699	2,185	3,496	4,719	6,118	7,167	8,041	7,866	6,817	5,768	4,370	3,146	1,573	0	0	8,041
28/07/2038	Wednesday	9,988	0	0	799	2,497	3,995	5,394	6,992	8,190	9,189	8,990	7,791	6,592	4,994	3,596	1,798	0	0	9,189
29/07/2038	Thursday	11,653	0	0	932	2,913	4,661	6,293	8,157	9,556	10,721	10,488	9,089	7,691	5,827	4,195	2,098	0	0	10,721
30/07/2038	Friday	13,318	0	0	1,065	3,329	5,327	7,192	9,322	10,921	12,252	11,986	10,388	8,790	6,659	4,794	2,397	0	0	12,252
31/07/2038	Saturday	14,566	0	0	1,165	3,642	5,827	7,866	10,196	11,944	13,401	13,110	11,362	9,614	7,283	5,244	2,622	0	0	13,401

Table RDE 1.0

London Resort - RD+E			
Illustrative Non-Hotel Annual Attendance Summary - Year 2024, 2025, and 2029			
		Year Modeled	
Year	2025	2029	2038
RD+E Annual Attendance ¹	2,053,479	4,812,735	4,812,735
Hotel as % of Annual ¹	41%	47%	47%
Parks as a % of Annual ¹	30%	27%	27%
RD+E Annual Non-Hotel, Non-Park Attendance ¹	583,852	966,386	1,290,342
Number of Operating Days (Closed Christmas & New Years Day)			365
Peak Month			
Peak Month Attendance	70,062	115,966	154,841
Peak Month as a Percent of Annual ¹	12.0%	12.0%	12.0%
Average Peak Month Week			
Average Week as % of Peak Month ¹	23%	23%	23%
Average Peak Month Weekly Attendance	15,764	26,092	34,839
Design Day Attendance			
As a Percent of Average Peak Week ¹	17.50%	17.50%	17.50%
Design Day Based on Top 10% Attendance Days	2,759	4,566	6,097
Design Day as a Percent Annual	0.47%	0.47%	0.47%
Peak Day			
Peak Day as a % of Design Day ¹	120%	120%	120%
Peak Day	3,310	5,479	7,316
Peak Day as Day of Week			
As a Percent of Average Peak Week	21.00%	21.00%	21.00%
Reference Point: Disneyland Paris:			
Peak month = August at 14%			
Design day % of annual = 0.54-0.56%			

¹Source: LDP

Table RDE 2.0

London Resort - RD+E					
Projected Monthly Attendance Based on Benchmark London Attractions					
	Benchmark	Annual	2025	2029	2038
	Attractions	Distribution	Attendance	Attendance	Attendance
January	3.7%	5.0%	29,193	48,319	64,517
February	5.6%	6.0%	35,031	57,983	77,421
March	7.9%	8.0%	46,708	77,311	103,227
April	11.0%	10.0%	58,385	96,639	129,034
May	7.8%	9.0%	52,547	86,975	116,131
June	9.4%	10.0%	58,385	96,639	129,034
July	14.0%	12.0%	70,062	115,966	154,841
August	12.4%	12.0%	70,062	115,966	154,841
September	7.3%	9.0%	52,547	86,975	116,131
October	8.7%	8.0%	46,708	77,311	103,227
November	5.2%	4.0%	23,354	38,655	51,614
December	7.0%	7.0%	40,870	67,647	90,324
Total Annual	100%	100.0%	583,852	966,386	1,290,342

Table RDE 3.0

	Attendance Distribution by Day of Week							Total
	Monday	Tuesday	Wednesday	Thursday	Friday	Saturday	Sunday	
January	13.0%	8.0%	10.0%	13.0%	15.0%	22.0%	19.0%	100%
February	13.0%	8.0%	10.0%	13.0%	15.0%	22.0%	19.0%	100%
March	13.0%	9.0%	10.0%	13.0%	15.0%	21.0%	19.0%	100%
April	13.0%	9.0%	10.0%	13.0%	15.0%	21.0%	19.0%	100%
May	13.5%	10.0%	11.5%	13.5%	15.5%	18.5%	17.5%	100%
June	13.5%	10.0%	11.5%	13.5%	15.5%	18.5%	17.5%	100%
July	13.5%	10.5%	12.0%	14.0%	16.0%	17.5%	16.5%	100%
August	13.5%	10.5%	12.0%	14.0%	16.0%	17.5%	16.5%	100%
September	13.5%	10.0%	11.5%	13.5%	15.5%	18.5%	17.5%	100%
October	13.0%	9.0%	10.0%	13.0%	15.0%	21.0%	19.0%	100%
November	13.0%	8.0%	10.0%	13.0%	15.0%	22.0%	19.0%	100%
December	13.0%	8.0%	10.0%	13.0%	15.0%	22.0%	19.0%	100%

Table RDE 5.0

London Resort - RD+E																				
Illustrative Non-Onsite Visitor Arrival - Departure Patterns																				
		before	8:00a -	9:00a -	10:00a -	11:00a -	12:00p -	1:00p -	2:00p -	3:00p -	4:00p -	5:00p -	6:00p -	7:00p -	8:00p -	9:00p -	10:00p -	11:00p -	TOTAL	MAX
		8:00a	9:00a	10:00a	11:00a	12:00p	1:00p	2:00p	3:00p	4:00p	5:00p	6:00p	7:00p	8:00p	9:00p	10:00p	11:00p	12:00a		
Holiday Periods Operations																				
RD+E - Opening Time		10:00 AM																		
RE+E - Closing Time		11:00 PM																		
Arriving	Holiday	0%	0%	0%	2%	7%	8%	2%	1%	2%	4%	17%	35%	20%	2%	0%	0%	0%	100%	35%
Departing	Holiday	0%	0%	0%	0%	0%	0%	2%	7%	8%	2%	1%	2%	4%	17%	35%	20%	2%	100%	35%
On-site	Holiday	0.0%	0.0%	0.0%	2.0%	9.0%	17.0%	17.0%	11.0%	5.0%	7.0%	23.0%	56.0%	72.0%	57.0%	22.0%	2.0%	0.0%	300%	72%
Peak Period Operations																				
RD+E - Opening Time		10:00 AM																		
RE+E - Closing Time		11:00 PM																		
Arriving	Peak	0%	0%	0%	2%	7%	8%	2%	1%	2%	4%	17%	35%	20%	2%	0%	0%	0%	100%	35%
Departing	Peak	0%	0%	0%	0%	0%	0%	2%	7%	8%	2%	1%	2%	4%	17%	35%	20%	2%	100%	35%
On-site	Peak	0.0%	0.0%	0.0%	2.0%	9.0%	17.0%	17.0%	11.0%	5.0%	7.0%	23.0%	56.0%	72.0%	57.0%	22.0%	2.0%	0.0%	300%	72%
Typical Operating Day Sunday Through Thursday																				
RD+E - Opening Time		10:00 AM																		
RE+E - Closing Time		10:00 PM																		
Arriving	Typical	0%	0%	0%	9%	4%	3%	4%	6%	17%	35%	20%	2%	0%	0%	0%	0%	0%	100%	35%
Departing	Typical	0%	0%	0%	0%	2%	7%	8%	2%	1%	2%	4%	17%	35%	20%	2%	0%	0%	100%	35%
On-site	Typical	0.0%	0.0%	0.0%	9.0%	11.0%	7.0%	3.0%	7.0%	23.0%	56.0%	72.0%	57.0%	22.0%	2.0%	0.0%	0.0%	0.0%	269%	72%

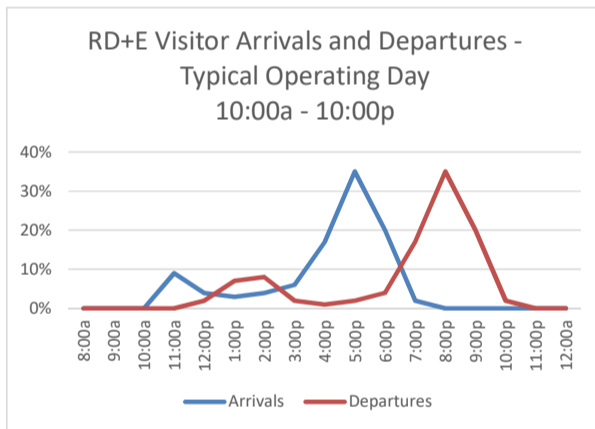
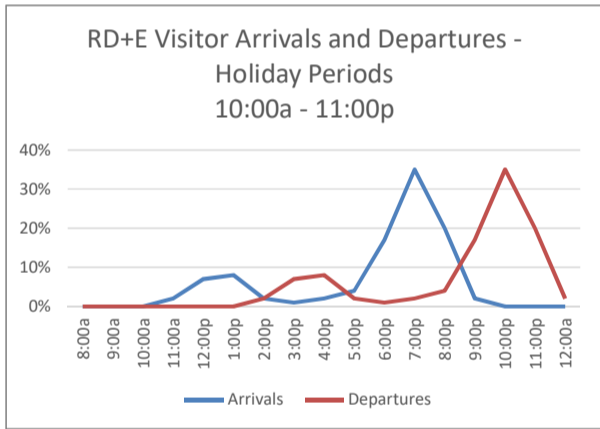


Table RDE 6.0

London Resort - RD+E									
Illustrative Non-Onsite Daily Attendance: Year 2038									
Week Number	Month	Daily							Total
		Monday	Tuesday	Wednesday	Thursday	Friday	Saturday	Sunday	
1	January	0	0	0	0	2,429	3,097	2,675	8,201
2	January	1,830	1,126	1,408	1,830	2,112	3,097	2,675	14,079
3	January	1,830	1,126	1,408	1,830	2,112	3,097	2,675	14,079
4	January	1,830	1,126	1,408	1,830	2,112	3,097	2,675	14,079
5	January	1,830	1,126	1,408	1,830	2,112	3,097	2,675	14,079
6	February	2,516	1,548	1,936	2,516	2,903	4,258	3,677	19,355
7	February	2,516	1,548	1,936	2,516	2,903	4,258	3,677	19,355
8	February	2,516	1,548	1,936	2,516	2,903	4,258	3,677	19,355
9	February	2,516	1,548	1,936	2,516	2,903	4,258	3,677	19,355
10	March	3,106	2,151	2,390	3,106	3,584	5,018	4,540	23,895
11	March	3,106	2,151	2,390	3,106	3,584	5,018	4,540	23,895
12	March	3,106	2,151	2,390	3,106	3,584	5,018	4,540	23,895
13	March	3,106	2,151	2,390	3,106	3,584	5,018	4,540	23,895
14	March	3,106	2,151	2,390	3,856	4,449	6,229	5,635	27,815
15	April	3,856	2,669	2,966	3,856	4,449	6,229	5,635	29,660
16	April	3,856	2,669	2,966	3,856	4,449	6,229	5,635	29,660
17	April	3,856	2,669	2,966	3,856	5,116	6,229	6,481	31,172
18	April	4,434	2,669	2,966	3,856	4,449	4,695	4,441	27,510
19	May	4,454	2,538	2,918	3,426	3,934	4,695	4,441	26,406
20	May	3,426	2,538	2,918	3,426	3,934	4,695	4,441	25,378
21	May	3,426	2,538	2,918	3,426	3,934	4,695	4,441	25,378
22	May	3,426	2,538	2,918	3,426	3,934	4,695	4,441	25,378
23	May	4,454	3,061	3,521	4,133	4,745	5,663	5,357	30,934
24	June	4,133	3,061	3,521	4,133	4,745	5,663	5,357	30,613
25	June	4,133	3,061	3,521	4,133	4,745	5,663	5,357	30,613
26	June	4,133	3,061	3,521	4,133	4,745	5,663	5,357	30,613
27	June	4,133	3,061	3,521	4,844	5,536	6,055	5,709	32,859
28	July	4,671	3,633	4,152	4,844	5,536	6,055	5,709	34,601
29	July	4,671	3,633	4,152	4,844	5,536	6,055	5,709	34,601
30	July	4,671	3,633	4,152	4,844	5,536	6,055	5,709	34,601
31	July	4,671	3,633	4,152	4,844	5,536	6,055	5,800	34,692
32	August	4,745	3,691	4,218	4,921	5,624	6,151	5,800	35,151
33	August	4,745	3,691	4,218	4,921	5,624	6,151	5,800	35,151
34	August	4,745	3,691	4,218	4,921	5,624	6,151	5,800	35,151
35	August	4,745	3,691	4,218	4,921	5,624	6,151	5,800	35,151
36	August	4,745	3,691	3,142	3,689	4,235	5,055	4,782	29,340
37	September	3,689	2,732	3,142	3,689	4,235	5,055	4,782	27,325
38	September	3,689	2,732	3,142	3,689	4,235	5,055	4,782	27,325
39	September	3,689	2,732	3,142	3,689	4,235	5,055	4,782	27,325
40	September	3,689	2,732	3,142	3,689	3,403	4,764	4,311	25,731
41	October	2,949	2,042	2,269	2,949	3,403	4,764	4,311	22,687
42	October	2,949	2,042	2,269	2,949	3,403	4,764	4,311	22,687
43	October	2,949	2,042	2,269	2,949	3,403	4,764	4,311	22,687
44	October	2,949	2,042	2,269	2,949	3,403	4,764	4,311	22,687
45	November	1,591	979	1,224	1,591	1,927	2,692	2,325	12,330
46	November	1,591	979	1,224	1,591	1,836	2,692	2,325	12,238
47	November	1,591	979	1,224	1,591	1,836	2,692	2,325	12,238
48	November	1,591	979	1,224	1,591	1,836	2,692	2,325	12,238
49	November	1,591	979	2,011	2,614	3,016	4,423	3,820	18,453
50	December	2,614	1,608	2,011	2,614	3,016	4,423	3,820	20,105
51	December	2,614	1,608	2,011	2,614	3,016	4,423	3,820	20,105
52	December	2,614	1,608	2,011	2,614	3,468	5,087	4,966	22,367

Table RDE 7.Ar

London Resort - RD+E		Illustrative Non-Onsite Daily Arrivals - July 2038																		
		Attendance	before 8:00a	8:00a - 9:00a	9:00a - 10:00a	10:00a - 11:00a	11:00a - 12:00p	12:00p - 1:00p	1:00p - 2:00p	2:00p - 3:00p	3:00p - 4:00p	4:00p - 5:00p	5:00p - 6:00p	6:00p - 7:00p	7:00p - 8:00p	8:00p - 9:00p	9:00p - 10:00p	10:00p - 11:00p	11:00p - 12:00a	Max Arrivals
Year:	2038																			
Month:	August																			
01/07/2038	Thursday	4,844	0	0	0	97	339	388	97	48	97	194	824	1,695	969	97	0	0	0	1,695
02/07/2038	Friday	5,536	0	0	0	111	388	443	111	55	111	221	941	1,938	1,107	111	0	0	0	1,938
03/07/2038	Saturday	6,055	0	0	0	121	424	484	121	61	121	242	1,029	2,119	1,211	121	0	0	0	2,119
04/07/2038	Sunday	5,709	0	0	0	114	400	457	114	57	114	228	971	1,998	1,142	114	0	0	0	1,998
05/07/2038	Monday	4,671	0	0	0	93	327	374	93	47	93	187	794	1,635	934	93	0	0	0	1,635
06/07/2038	Tuesday	3,633	0	0	0	73	254	291	73	36	73	145	618	1,272	727	73	0	0	0	1,272
07/07/2038	Wednesday	4,152	0	0	0	83	291	332	83	42	83	166	706	1,453	830	83	0	0	0	1,453
08/07/2038	Thursday	4,844	0	0	0	97	339	388	97	48	97	194	824	1,695	969	97	0	0	0	1,695
09/07/2038	Friday	5,536	0	0	0	111	388	443	111	55	111	221	941	1,938	1,107	111	0	0	0	1,938
10/07/2038	Saturday	6,055	0	0	0	121	424	484	121	61	121	242	1,029	2,119	1,211	121	0	0	0	2,119
11/07/2038	Sunday	5,709	0	0	0	114	400	457	114	57	114	228	971	1,998	1,142	114	0	0	0	1,998
12/07/2038	Monday	4,671	0	0	0	93	327	374	93	47	93	187	794	1,635	934	93	0	0	0	1,635
13/07/2038	Tuesday	3,633	0	0	0	73	254	291	73	36	73	145	618	1,272	727	73	0	0	0	1,272
14/07/2038	Wednesday	4,152	0	0	0	83	291	332	83	42	83	166	706	1,453	830	83	0	0	0	1,453
15/07/2038	Thursday	4,844	0	0	0	97	339	388	97	48	97	194	824	1,695	969	97	0	0	0	1,695
16/07/2038	Friday	5,536	0	0	0	111	388	443	111	55	111	221	941	1,938	1,107	111	0	0	0	1,938
17/07/2038	Saturday	6,055	0	0	0	121	424	484	121	61	121	242	1,029	2,119	1,211	121	0	0	0	2,119
18/07/2038	Sunday	5,709	0	0	0	114	400	457	114	57	114	228	971	1,998	1,142	114	0	0	0	1,998
19/07/2038	Monday	4,671	0	0	0	93	327	374	93	47	93	187	794	1,635	934	93	0	0	0	1,635
20/07/2038	Tuesday	3,633	0	0	0	73	254	291	73	36	73	145	618	1,272	727	73	0	0	0	1,272
21/07/2038	Wednesday	4,152	0	0	0	83	291	332	83	42	83	166	706	1,453	830	83	0	0	0	1,453
22/07/2038	Thursday	4,844	0	0	0	97	339	388	97	48	97	194	824	1,695	969	97	0	0	0	1,695
23/07/2038	Friday	5,536	0	0	0	111	388	443	111	55	111	221	941	1,938	1,107	111	0	0	0	1,938
24/07/2038	Saturday	6,055	0	0	0	121	424	484	121	61	121	242	1,029	2,119	1,211	121	0	0	0	2,119
25/07/2038	Sunday	5,709	0	0	0	114	400	457	114	57	114	228	971	1,998	1,142	114	0	0	0	1,998
26/07/2038	Monday	4,671	0	0	0	93	327	374	93	47	93	187	794	1,635	934	93	0	0	0	1,635
27/07/2038	Tuesday	3,633	0	0	0	73	254	291	73	36	73	145	618	1,272	727	73	0	0	0	1,272
28/07/2038	Wednesday	4,152	0	0	0	83	291	332	83	42	83	166	706	1,453	830	83	0	0	0	1,453
29/07/2038	Thursday	4,844	0	0	0	97	339	388	97	48	97	194	824	1,695	969	97	0	0	0	1,695
30/07/2038	Friday	5,536	0	0	0	111	388	443	111	55	111	221	941	1,938	1,107	111	0	0	0	1,938
31/07/2038	Saturday	6,055	0	0	0	121	424	484	121	61	121	242	1,029	2,119	1,211	121	0	0	0	2,119

Table RDE 7.Dp

London Resort - RD+E		Illustrative Non-Onsite Daily Departures - July 2038																		
		Attendance	before 8:00a	8:00a - 9:00a	9:00a - 10:00a	10:00a - 11:00a	11:00a - 12:00p	12:00p - 1:00p	1:00p - 2:00p	2:00p - 3:00p	3:00p - 4:00p	4:00p - 5:00p	5:00p - 6:00p	6:00p - 7:00p	7:00p - 8:00p	8:00p - 9:00p	9:00p - 10:00p	10:00p - 11:00p	11:00p - 12:00a	Max Departures
Year:	2038																			
Month:	July																			
01/07/2038	Thursday	4,844	0	0	0	0	0	0	97	339	388	97	48	97	194	824	1,695	969	97	1,695
02/07/2038	Friday	5,536	0	0	0	0	0	0	111	388	443	111	55	111	221	941	1,938	1,107	111	1,938
03/07/2038	Saturday	6,055	0	0	0	0	0	0	121	424	484	121	61	121	242	1,029	2,119	1,211	121	2,119
04/07/2038	Sunday	5,709	0	0	0	0	0	0	114	400	457	114	57	114	228	971	1,998	1,142	114	1,998
05/07/2038	Monday	4,671	0	0	0	0	0	0	93	327	374	93	47	93	187	794	1,635	934	93	1,635
06/07/2038	Tuesday	3,633	0	0	0	0	0	0	73	254	291	73	36	73	145	618	1,272	727	73	1,272
07/07/2038	Wednesday	4,152	0	0	0	0	0	0	83	291	332	83	42	83	166	706	1,453	830	83	1,453
08/07/2038	Thursday	4,844	0	0	0	0	0	0	97	339	388	97	48	97	194	824	1,695	969	97	1,695
09/07/2038	Friday	5,536	0	0	0	0	0	0	111	388	443	111	55	111	221	941	1,938	1,107	111	1,938
10/07/2038	Saturday	6,055	0	0	0	0	0	0	121	424	484	121	61	121	242	1,029	2,119	1,211	121	2,119
11/07/2038	Sunday	5,709	0	0	0	0	0	0	114	400	457	114	57	114	228	971	1,998	1,142	114	1,998
12/07/2038	Monday	4,671	0	0	0	0	0	0	93	327	374	93	47	93	187	794	1,635	934	93	1,635
13/07/2038	Tuesday	3,633	0	0	0	0	0	0	73	254	291	73	36	73	145	618	1,272	727	73	1,272
14/07/2038	Wednesday	4,152	0	0	0	0	0	0	83	291	332	83	42	83	166	706	1,453	830	83	1,453
15/07/2038	Thursday	4,844	0	0	0	0	0	0	97	339	388	97	48	97	194	824	1,695	969	97	1,695
16/07/2038	Friday	5,536	0	0	0	0	0	0	111	388	443	111	55	111	221	941	1,938	1,107	111	1,938
17/07/2038	Saturday	6,055	0	0	0	0	0	0	121	424	484	121	61	121	242	1,029	2,119	1,211	121	2,119
18/07/2038	Sunday	5,709	0	0	0	0	0	0	114	400	457	114	57	114	228	971	1,998	1,142	114	1,998
19/07/2038	Monday	4,671	0	0	0	0	0	0	93	327	374	93	47	93	187	794	1,635	934	93	1,635
20/07/2038	Tuesday	3,633	0	0	0	0	0	0	73	254	291	73	36	73	145	618	1,272	727	73	1,272
21/07/2038	Wednesday	4,152	0	0	0	0	0	0	83	291	332	83	42	83	166	706	1,453	830	83	1,453
22/07/2038	Thursday	4,844	0	0	0	0	0	0	97	339	388	97	48	97	194	824	1,695	969	97	1,695
23/07/2038	Friday	5,536	0	0	0	0	0	0	111	388	443	111	55	111	221	941	1,938	1,107	111	1,938
24/07/2038	Saturday	6,055	0	0	0	0	0	0	121	424	484	121	61	121	242	1,029	2,119	1,211	121	2,119
25/07/2038	Sunday	5,709	0	0	0	0	0	0	114	400	457	114	57	114	228	971	1,998	1,142	114	1,998
26/07/2038	Monday	4,671	0	0	0	0	0	0	93	327	374	93	47	93	187	794	1,635	934	93	1,635
27/07/2038	Tuesday	3,633	0	0	0	0	0	0	73	254	291	73	36	73	145	618	1,272	727	73	1,272
28/07/2038	Wednesday	4,152	0	0	0	0	0	0	83	291	332	83	42	83	166	706	1,453	830	83	1,453
29/07/2038	Thursday	4,844	0	0	0	0	0	0	97	339	388	97	48	97	194	824	1,695	969	97	1,695
30/07/2038	Friday	5,536	0	0	0	0	0	0	111	388	443	111	55	111	221	941	1,938	1,107	111	1,938
31/07/2038	Saturday	6,055	0	0	0	0	0	0	121	424	484	121	61	121	242	1,029	2,119	1,211	121	2,119

Table RDE 7.OS

London Resort - RD+E		Illustrative Non-Onsite Peak On-Site - July 2038																		Max
		Attendance	8:00a	9:00a	10:00a	11:00a	12:00p	1:00p	2:00p	3:00p	4:00p	5:00p	6:00p	7:00p	8:00p	9:00p	10:00p	11:00p	12:00a	On-Site
Year:	2038																			
Month:	July																			
01/07/2038	Thursday	4,844	0	0	0	97	436	824	824	533	242	339	1,114	2,713	3,488	2,761	1,066	97	0	3,488
02/07/2038	Friday	5,536	0	0	0	111	498	941	941	609	277	388	1,273	3,100	3,986	3,156	1,218	111	0	3,986
03/07/2038	Saturday	6,055	0	0	0	121	545	1,029	1,029	666	303	424	1,393	3,391	4,360	3,451	1,332	121	0	4,360
04/07/2038	Sunday	5,709	0	0	0	114	514	971	971	628	285	400	1,313	3,197	4,111	3,254	1,256	114	0	4,111
05/07/2038	Monday	4,671	0	0	0	93	420	794	794	514	234	327	1,074	2,616	3,363	2,663	1,028	93	0	3,363
06/07/2038	Tuesday	3,633	0	0	0	73	327	618	618	400	182	254	836	2,035	2,616	2,071	799	73	0	2,616
07/07/2038	Wednesday	4,152	0	0	0	83	374	706	706	457	208	291	955	2,325	2,990	2,367	913	83	0	2,990
08/07/2038	Thursday	4,844	0	0	0	97	436	824	824	533	242	339	1,114	2,713	3,488	2,761	1,066	97	0	3,488
09/07/2038	Friday	5,536	0	0	0	111	498	941	941	609	277	388	1,273	3,100	3,986	3,156	1,218	111	0	3,986
10/07/2038	Saturday	6,055	0	0	0	121	545	1,029	1,029	666	303	424	1,393	3,391	4,360	3,451	1,332	121	0	4,360
11/07/2038	Sunday	5,709	0	0	0	114	514	971	971	628	285	400	1,313	3,197	4,111	3,254	1,256	114	0	4,111
12/07/2038	Monday	4,671	0	0	0	93	420	794	794	514	234	327	1,074	2,616	3,363	2,663	1,028	93	0	3,363
13/07/2038	Tuesday	3,633	0	0	0	73	327	618	618	400	182	254	836	2,035	2,616	2,071	799	73	0	2,616
14/07/2038	Wednesday	4,152	0	0	0	83	374	706	706	457	208	291	955	2,325	2,990	2,367	913	83	0	2,990
15/07/2038	Thursday	4,844	0	0	0	97	436	824	824	533	242	339	1,114	2,713	3,488	2,761	1,066	97	0	3,488
16/07/2038	Friday	5,536	0	0	0	111	498	941	941	609	277	388	1,273	3,100	3,986	3,156	1,218	111	0	3,986
17/07/2038	Saturday	6,055	0	0	0	121	545	1,029	1,029	666	303	424	1,393	3,391	4,360	3,451	1,332	121	0	4,360
18/07/2038	Sunday	5,709	0	0	0	114	514	971	971	628	285	400	1,313	3,197	4,111	3,254	1,256	114	0	4,111
19/07/2038	Monday	4,671	0	0	0	93	420	794	794	514	234	327	1,074	2,616	3,363	2,663	1,028	93	0	3,363
20/07/2038	Tuesday	3,633	0	0	0	73	327	618	618	400	182	254	836	2,035	2,616	2,071	799	73	0	2,616
21/07/2038	Wednesday	4,152	0	0	0	83	374	706	706	457	208	291	955	2,325	2,990	2,367	913	83	0	2,990
22/07/2038	Thursday	4,844	0	0	0	97	436	824	824	533	242	339	1,114	2,713	3,488	2,761	1,066	97	0	3,488
23/07/2038	Friday	5,536	0	0	0	111	498	941	941	609	277	388	1,273	3,100	3,986	3,156	1,218	111	0	3,986
24/07/2038	Saturday	6,055	0	0	0	121	545	1,029	1,029	666	303	424	1,393	3,391	4,360	3,451	1,332	121	0	4,360
25/07/2038	Sunday	5,709	0	0	0	114	514	971	971	628	285	400	1,313	3,197	4,111	3,254	1,256	114	0	4,111
26/07/2038	Monday	4,671	0	0	0	93	420	794	794	514	234	327	1,074	2,616	3,363	2,663	1,028	93	0	3,363
27/07/2038	Tuesday	3,633	0	0	0	73	327	618	618	400	182	254	836	2,035	2,616	2,071	799	73	0	2,616
28/07/2038	Wednesday	4,152	0	0	0	83	374	706	706	457	208	291	955	2,325	2,990	2,367	913	83	0	2,990
29/07/2038	Thursday	4,844	0	0	0	97	436	824	824	533	242	339	1,114	2,713	3,488	2,761	1,066	97	0	3,488
30/07/2038	Friday	5,536	0	0	0	111	498	941	941	609	277	388	1,273	3,100	3,986	3,156	1,218	111	0	3,986
31/07/2038	Saturday	6,055	0	0	0	121	545	1,029	1,029	666	303	424	1,393	3,391	4,360	3,451	1,332	121	0	4,360

Table WP 1.0

London Resort - Waterpark			
Illustrative Non-Hotel Annual Attendance Summary - Year 2025, 2029, and 2038			
		Year Modeled	
Year	2025	2029	2038
Waterpark Annual Attendance ¹	621,604	765,578	804,039
On-site Visitors as a % of Annual ¹	53%	65%	65%
Waterpark Annual Non-Hotel, Non-Park Attendance ¹	291,203	271,056	282,409
Number of Operating Days (Closed Christmas & New Years Day)			365
Peak Month			
Peak Month Attendance	43,680	40,658	42,361
Peak Month as a Percent of Annual ¹	15.0%	15.0%	15.0%
Average Peak Month Week			
Average Week as % of Peak Month ¹	23%	23%	23%
Average Peak Month Weekly Attendance	9,828	9,148	9,531
Design Day Attendance			
As a Percent of Average Peak Week ¹	17.50%	17.50%	17.50%
Design Day Based on Top 10% Attendance Days	1,720	1,601	1,668
Design Day as a Percent Annual	0.59%	0.59%	0.59%
Peak Day			
Peak Day as a % of Design Day ¹	120%	120%	120%
Peak Day	2,064	1,921	2,002
Peak Day as Day of Week			
As a Percent of Average Peak Week	21.00%	21.00%	21.00%

Reference Point: Disneyland Paris:
 Peak month = August at 14%
 Design day % of annual = 0.54-0.56%

¹Source: LDP

Table WP 2.0

London Resort - Waterpark					
Projected Monthly Attendance Based on Benchmark London Attractions					
	Benchmark	Annual	2025	2029	2038
	Attractions	Distribution	Attendance	Attendance	Attendance
January	3.7%	4.0%	11,648	10,842	11,296
February	5.6%	5.5%	16,016	14,908	15,532
March	7.9%	7.0%	20,384	18,974	19,769
April	11.0%	11.0%	32,032	29,816	31,065
May	7.8%	7.0%	20,384	18,974	19,769
June	9.4%	10.0%	29,120	27,106	28,241
July	14.0%	15.0%	43,680	40,658	42,361
August	12.4%	13.5%	39,312	36,593	38,125
September	7.3%	9.0%	26,208	24,395	25,417
October	8.7%	7.5%	21,840	20,329	21,181
November	5.2%	4.0%	11,648	10,842	11,296
December	7.0%	6.5%	18,928	17,619	18,357
Total Annual	100%	100.0%	291,203	271,056	282,409

Table WP 3.0

London Resort - Waterpark								
Average Weekday Distribution of Attendance								
	Attendance Distribution by Day of Week							Total
	Monday	Tuesday	Wednesday	Thursday	Friday	Saturday	Sunday	
January	13.0%	8.0%	10.0%	13.0%	15.0%	22.0%	19.0%	100%
February	13.0%	8.0%	10.0%	13.0%	15.0%	22.0%	19.0%	100%
March	13.0%	9.0%	10.0%	13.0%	15.0%	21.0%	19.0%	100%
April	13.0%	9.0%	10.0%	13.0%	15.0%	21.0%	19.0%	100%
May	13.5%	10.0%	11.5%	13.5%	15.5%	18.5%	17.5%	100%
June	13.5%	10.0%	11.5%	13.5%	15.5%	18.5%	17.5%	100%
July	13.5%	10.5%	12.0%	14.0%	16.0%	17.5%	16.5%	100%
August	13.5%	10.5%	12.0%	14.0%	16.0%	17.5%	16.5%	100%
September	13.5%	10.0%	11.5%	13.5%	15.5%	18.5%	17.5%	100%
October	13.0%	9.0%	10.0%	13.0%	15.0%	21.0%	19.0%	100%
November	13.0%	8.0%	10.0%	13.0%	15.0%	22.0%	19.0%	100%
December	13.0%	8.0%	10.0%	13.0%	15.0%	22.0%	19.0%	100%

Table WP 5.0

London Resort - Waterpark																					
Illustrative Non-Hotel Visitor Arrival - Departure Patterns																					
		before	8:00a -	9:00a -	10:00a -	11:00a -	12:00p -	1:00p -	2:00p -	3:00p -	4:00p -	5:00p -	6:00p -	7:00p -	8:00p -	9:00p -	10:00p -	11:00p -	TOTAL	MAX	
		8:00a	9:00a	10:00a	11:00a	12:00p	1:00p	2:00p	3:00p	4:00p	5:00p	6:00p	7:00p	8:00p	9:00p	10:00p	11:00p	12:00a			
Holiday Periods Operations																					
WP - Opening Time		10:00 AM																			
WP - Closing Time		8:00 PM																			
Arriving	Holiday	0%	0%	0%	20%	24%	15%	14%	11%	9%	7%	0%	0%	0%	0%	0%	0%	0%	100%	24%	Holiday
Departing	Holiday	0%	0%	0%	0%	0%	0%	0%	4%	7%	15%	19%	28%	27%	0%	0%	0%	0%	100%	28%	Holiday
On-site	Holiday	0.0%	0.0%	0.0%	20.0%	44.0%	59.0%	73.0%	80.0%	82.0%	74.0%	55.0%	27.0%	0.0%	0.0%	0.0%	0.0%	0.0%	514%	82%	Holiday
Peak Periods Operations																					
WP - Opening Time		10:00 AM																			
WP - Closing Time		8:00 PM																			
Arriving	Peak	0%	0%	0%	20%	24%	15%	14%	11%	9%	7%	0%	0%	0%	0%	0%	0%	0%	100%	24%	Holiday
Departing	Peak	0%	0%	0%	0%	0%	0%	0%	4%	7%	15%	19%	28%	27%	0%	0%	0%	0%	100%	28%	Holiday
On-site	Peak	0.0%	0.0%	0.0%	20.0%	44.0%	59.0%	73.0%	80.0%	82.0%	74.0%	55.0%	27.0%	0.0%	0.0%	0.0%	0.0%	0.0%	514%	82%	Holiday
Typical Operating Day Sunday Through Thursday																					
WP - Opening Time		10:00 AM																			
WP - Closing Time		6:00 PM																			
Arriving	Typical	0%	0%	0%	20%	24%	15%	14%	11%	9%	7%	0%	0%	0%	0%	0%	0%	0%	100%	24%	Typical
Departing	Typical	0%	0%	0%	0%	0%	4%	7%	15%	19%	28%	27%	0%	0%	0%	0%	0%	0%	100%	28%	Typical
On-site	Typical	0.0%	0.0%	0.0%	20.0%	44.0%	55.0%	62.0%	58.0%	48.0%	27.0%	0.0%	0.0%	0.0%	0.0%	0.0%	0.0%	0.0%	314%	62%	Typical

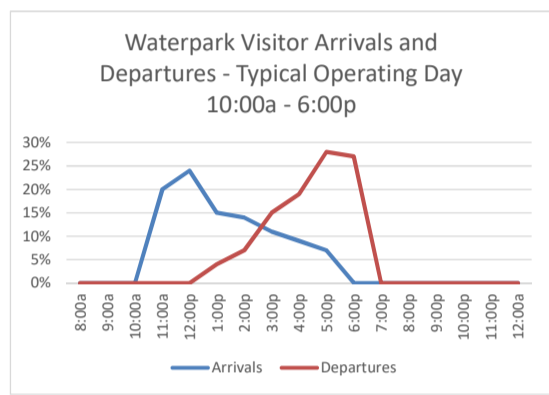
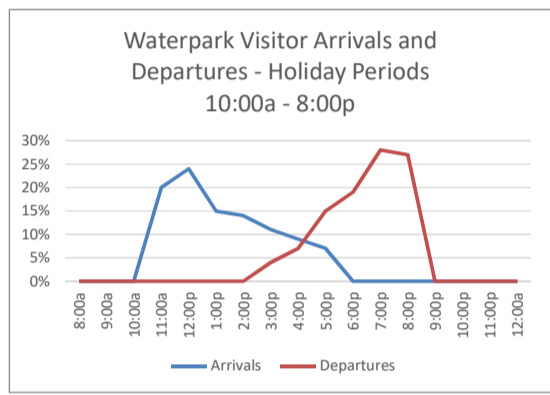


Table WP 6.0

London Resort - Waterpark									
Illustrative Non-Hotel Daily Attendance: Year 2038									
Week Number	Month	Daily							Total
		Monday	Tuesday	Wednesday	Thursday	Friday	Saturday	Sunday	
1	January	0	0	0	0	425	542	468	1,436
2	January	320	197	247	320	370	542	468	2,465
3	January	320	197	247	320	370	542	468	2,465
4	January	320	197	247	320	370	542	468	2,465
5	January	320	197	247	320	370	542	468	2,465
6	February	505	311	388	505	582	854	738	3,883
7	February	505	311	388	505	582	854	738	3,883
8	February	505	311	388	505	582	854	738	3,883
9	February	505	311	388	505	582	854	738	3,883
10	March	595	412	458	595	686	961	869	4,576
11	March	595	412	458	595	686	961	869	4,576
12	March	595	412	458	595	686	961	869	4,576
13	March	595	412	458	595	686	961	869	4,576
14	March	595	412	458	928	1,071	1,500	1,357	6,320
15	April	928	643	714	928	1,071	1,500	1,357	7,141
16	April	928	643	714	928	1,071	1,500	1,357	7,141
17	April	928	643	714	928	1,232	1,500	1,560	7,505
18	April	1,068	643	714	928	1,071	799	756	5,979
19	May	758	432	497	583	670	799	756	4,495
20	May	583	432	497	583	670	799	756	4,320
21	May	583	432	497	583	670	799	756	4,320
22	May	583	432	497	583	670	799	756	4,320
23	May	758	670	771	905	1,039	1,240	1,173	6,554
24	June	905	670	771	905	1,039	1,240	1,173	6,700
25	June	905	670	771	905	1,039	1,240	1,173	6,700
26	June	905	670	771	905	1,039	1,240	1,173	6,700
27	June	905	670	771	1,325	1,515	1,657	1,562	8,403
28	July	1,278	994	1,136	1,325	1,515	1,657	1,562	9,466
29	July	1,278	994	1,136	1,325	1,515	1,657	1,562	9,466
30	July	1,278	994	1,136	1,325	1,515	1,657	1,562	9,466
31	July	1,278	994	1,136	1,325	1,515	1,657	1,428	9,332
32	August	1,168	909	1,039	1,212	1,385	1,515	1,428	8,655
33	August	1,168	909	1,039	1,212	1,385	1,515	1,428	8,655
34	August	1,168	909	1,039	1,212	1,385	1,515	1,428	8,655
35	August	1,168	909	1,039	1,212	1,385	1,515	1,428	8,655
36	August	1,168	909	688	807	927	1,106	1,047	6,652
37	September	807	598	688	807	927	1,106	1,047	5,980
38	September	807	598	688	807	927	1,106	1,047	5,980
39	September	807	598	688	807	927	1,106	1,047	5,980
40	September	807	598	688	807	698	978	884	5,461
41	October	605	419	466	605	698	978	884	4,655
42	October	605	419	466	605	698	978	884	4,655
43	October	605	419	466	605	698	978	884	4,655
44	October	605	419	466	605	698	978	884	4,655
45	November	348	214	268	348	422	589	509	2,699
46	November	348	214	268	348	402	589	509	2,678
47	November	348	214	268	348	402	589	509	2,678
48	November	348	214	268	348	402	589	509	2,678
49	November	348	214	409	531	613	899	776	3,790
50	December	531	327	409	531	613	899	776	4,086
51	December	531	327	409	531	613	899	776	4,086
52	December	531	327	409	531	705	1,034	1,009	4,546

Table WP 7.Dp

London Resort - Waterpark		Illustrative Non-Hotel Daily Departures - July 2038																		
		Attendance	before 8:00a	8:00a - 9:00a	9:00a - 10:00a	10:00a - 11:00a	11:00a - 12:00p	12:00p - 1:00p	1:00p - 2:00p	2:00p - 3:00p	3:00p - 4:00p	4:00p - 5:00p	5:00p - 6:00p	6:00p - 7:00p	7:00p - 8:00p	8:00p - 9:00p	9:00p - 10:00p	10:00p - 11:00p	11:00p - 12:00a	Max Departures
Year:	2038																			
Month:	July																			
01/07/2038	Thursday	1,325	0	0	0	0	0	0	0	53	93	199	252	371	358	0	0	0	0	371
02/07/2038	Friday	1,515	0	0	0	0	0	0	0	61	106	227	288	424	409	0	0	0	0	424
03/07/2038	Saturday	1,657	0	0	0	0	0	0	0	66	116	248	315	464	447	0	0	0	0	464
04/07/2038	Sunday	1,562	0	0	0	0	0	0	0	62	109	234	297	437	422	0	0	0	0	437
05/07/2038	Monday	1,278	0	0	0	0	0	0	0	51	89	192	243	358	345	0	0	0	0	358
06/07/2038	Tuesday	994	0	0	0	0	0	0	0	40	70	149	189	278	268	0	0	0	0	278
07/07/2038	Wednesday	1,136	0	0	0	0	0	0	0	45	80	170	216	318	307	0	0	0	0	318
08/07/2038	Thursday	1,325	0	0	0	0	0	0	0	53	93	199	252	371	358	0	0	0	0	371
09/07/2038	Friday	1,515	0	0	0	0	0	0	0	61	106	227	288	424	409	0	0	0	0	424
10/07/2038	Saturday	1,657	0	0	0	0	0	0	0	66	116	248	315	464	447	0	0	0	0	464
11/07/2038	Sunday	1,562	0	0	0	0	0	0	0	62	109	234	297	437	422	0	0	0	0	437
12/07/2038	Monday	1,278	0	0	0	0	0	0	0	51	89	192	243	358	345	0	0	0	0	358
13/07/2038	Tuesday	994	0	0	0	0	0	0	0	40	70	149	189	278	268	0	0	0	0	278
14/07/2038	Wednesday	1,136	0	0	0	0	0	0	0	45	80	170	216	318	307	0	0	0	0	318
15/07/2038	Thursday	1,325	0	0	0	0	0	0	0	53	93	199	252	371	358	0	0	0	0	371
16/07/2038	Friday	1,515	0	0	0	0	0	0	0	61	106	227	288	424	409	0	0	0	0	424
17/07/2038	Saturday	1,657	0	0	0	0	0	0	0	66	116	248	315	464	447	0	0	0	0	464
18/07/2038	Sunday	1,562	0	0	0	0	0	0	0	62	109	234	297	437	422	0	0	0	0	437
19/07/2038	Monday	1,278	0	0	0	0	0	0	0	51	89	192	243	358	345	0	0	0	0	358
20/07/2038	Tuesday	994	0	0	0	0	0	0	0	40	70	149	189	278	268	0	0	0	0	278
21/07/2038	Wednesday	1,136	0	0	0	0	0	0	0	45	80	170	216	318	307	0	0	0	0	318
22/07/2038	Thursday	1,325	0	0	0	0	0	0	0	53	93	199	252	371	358	0	0	0	0	371
23/07/2038	Friday	1,515	0	0	0	0	0	0	0	61	106	227	288	424	409	0	0	0	0	424
24/07/2038	Saturday	1,657	0	0	0	0	0	0	0	66	116	248	315	464	447	0	0	0	0	464
25/07/2038	Sunday	1,562	0	0	0	0	0	0	0	62	109	234	297	437	422	0	0	0	0	437
26/07/2038	Monday	1,278	0	0	0	0	0	0	0	51	89	192	243	358	345	0	0	0	0	358
27/07/2038	Tuesday	994	0	0	0	0	0	0	0	40	70	149	189	278	268	0	0	0	0	278
28/07/2038	Wednesday	1,136	0	0	0	0	0	0	0	45	80	170	216	318	307	0	0	0	0	318
29/07/2038	Thursday	1,325	0	0	0	0	0	0	0	53	93	199	252	371	358	0	0	0	0	371
30/07/2038	Friday	1,515	0	0	0	0	0	0	0	61	106	227	288	424	409	0	0	0	0	424
31/07/2038	Saturday	1,657	0	0	0	0	0	0	0	66	116	248	315	464	447	0	0	0	0	464

Table WP 7.05

London Resort - Waterpark		Illustrative Non-Hotel Peak On-Site - July 2038																		
		Attendance	8:00a	9:00a	10:00a	11:00a	12:00p	1:00p	2:00p	3:00p	4:00p	5:00p	6:00p	7:00p	8:00p	9:00p	10:00p	11:00p	12:00a	Max On-Site
Year:	2038																			
Month:	July																			
01/07/2038	Thursday	1,325	0	0	0	265	583	782	967	1,060	1,087	981	729	358	0	0	0	0	0	1,087
02/07/2038	Friday	1,515	0	0	0	303	666	894	1,106	1,212	1,242	1,121	833	409	0	0	0	0	0	1,242
03/07/2038	Saturday	1,657	0	0	0	331	729	977	1,209	1,325	1,358	1,226	911	447	0	0	0	0	0	1,358
04/07/2038	Sunday	1,562	0	0	0	312	687	922	1,140	1,250	1,281	1,156	859	422	0	0	0	0	0	1,281
05/07/2038	Monday	1,278	0	0	0	256	562	754	933	1,022	1,048	946	703	345	0	0	0	0	0	1,048
06/07/2038	Tuesday	994	0	0	0	199	437	586	726	795	815	736	547	268	0	0	0	0	0	815
07/07/2038	Wednesday	1,136	0	0	0	227	500	670	829	909	931	841	625	307	0	0	0	0	0	931
08/07/2038	Thursday	1,325	0	0	0	265	583	782	967	1,060	1,087	981	729	358	0	0	0	0	0	1,087
09/07/2038	Friday	1,515	0	0	0	303	666	894	1,106	1,212	1,242	1,121	833	409	0	0	0	0	0	1,242
10/07/2038	Saturday	1,657	0	0	0	331	729	977	1,209	1,325	1,358	1,226	911	447	0	0	0	0	0	1,358
11/07/2038	Sunday	1,562	0	0	0	312	687	922	1,140	1,250	1,281	1,156	859	422	0	0	0	0	0	1,281
12/07/2038	Monday	1,278	0	0	0	256	562	754	933	1,022	1,048	946	703	345	0	0	0	0	0	1,048
13/07/2038	Tuesday	994	0	0	0	199	437	586	726	795	815	736	547	268	0	0	0	0	0	815
14/07/2038	Wednesday	1,136	0	0	0	227	500	670	829	909	931	841	625	307	0	0	0	0	0	931
15/07/2038	Thursday	1,325	0	0	0	265	583	782	967	1,060	1,087	981	729	358	0	0	0	0	0	1,087
16/07/2038	Friday	1,515	0	0	0	303	666	894	1,106	1,212	1,242	1,121	833	409	0	0	0	0	0	1,242
17/07/2038	Saturday	1,657	0	0	0	331	729	977	1,209	1,325	1,358	1,226	911	447	0	0	0	0	0	1,358
18/07/2038	Sunday	1,562	0	0	0	312	687	922	1,140	1,250	1,281	1,156	859	422	0	0	0	0	0	1,281
19/07/2038	Monday	1,278	0	0	0	256	562	754	933	1,022	1,048	946	703	345	0	0	0	0	0	1,048
20/07/2038	Tuesday	994	0	0	0	199	437	586	726	795	815	736	547	268	0	0	0	0	0	815
21/07/2038	Wednesday	1,136	0	0	0	227	500	670	829	909	931	841	625	307	0	0	0	0	0	931
22/07/2038	Thursday	1,325	0	0	0	265	583	782	967	1,060	1,087	981	729	358	0	0	0	0	0	1,087
23/07/2038	Friday	1,515	0	0	0	303	666	894	1,106	1,212	1,242	1,121	833	409	0	0	0	0	0	1,242
24/07/2038	Saturday	1,657	0	0	0	331	729	977	1,209	1,325	1,358	1,226	911	447	0	0	0	0	0	1,358
25/07/2038	Sunday	1,562	0	0	0	312	687	922	1,140	1,250	1,281	1,156	859	422	0	0	0	0	0	1,281
26/07/2038	Monday	1,278	0	0	0	256	562	754	933	1,022	1,048	946	703	345	0	0	0	0	0	1,048
27/07/2038	Tuesday	994	0	0	0	199	437	586	726	795	815	736	547	268	0	0	0	0	0	815
28/07/2038	Wednesday	1,136	0	0	0	227	500	670	829	909	931	841	625	307	0	0	0	0	0	931
29/07/2038	Thursday	1,325	0	0	0	265	583	782	967	1,060	1,087	981	729	358	0	0	0	0	0	1,087
30/07/2038	Friday	1,515	0	0	0	303	666	894	1,106	1,212	1,242	1,121	833	409	0	0	0	0	0	1,242
31/07/2038	Saturday	1,657	0	0	0	331	729	977	1,209	1,325	1,358	1,226	911	447	0	0	0	0	0	1,358

Table Event 1.0

London Resort - Event			
Illustrative Non-Hotel Annual Attendance Summary - Year 2029			
Year	2025	2029	2038
Event Annual Attendance	284,021	410,000	581,131
Average Growth Per Year (Matches Resort Visitors)	16.5%	16.4%	0.0%
On-site Visitors as a % of Annual	0%	0%	0%
Event Annual Non-Hotel, Non-Park Attendance	284,021	410,000	581,131
Number of Operating Days (Closed Christmas & New Years Day)			213
Peak Month			
Peak Month Attendance	36,923	53,300	75,547
Peak Month as a Percent of Annual	13.0%	13.0%	13.0%
Average Peak Month Week			
Average Week as % of Peak Month	22.5%	22.5%	22.5%
Average Peak Month Weekly Attendance	8,308	11,993	16,998
Design Day Attendance			
As a Percent of Average Peak Week	40.00%	40.00%	40.00%
Design Day Based on Top 10% Attendance Days	3,323	4,797	6,799
Design Day as a Percent Annual	1.17%	1.17%	1.17%
Peak Day			
Peak Day as a % of Design Day	105%	105%	105%
Peak Day	3,489	5,037	7,139
Peak Day as Day of Week			
As a Percent of Average Peak Week	42.00%	42.00%	42.00%
Reference Point: Disneyland Paris:			
Peak month = August at 14%			
Design day % of annual = 0.54-0.56%			

¹Source: LDP

Table Event 2.0

London Resort - Event			
Projected Monthly Attendance Based on Benchmark London Attractions			
	Benchmark	Annual	2038
	Attractions	Distribution	Attendance
January	3.7%	4.0%	23,245
February	5.6%	5.5%	31,962
March	7.9%	8.0%	46,490
April	11.0%	10.5%	61,019
May	7.8%	7.0%	40,679
June	9.4%	10.0%	58,113
July	14.0%	13.0%	75,547
August	12.4%	12.5%	72,641
September	7.3%	9.0%	52,302
October	8.7%	9.5%	55,207
November	5.2%	4.0%	23,245
December	7.0%	7.0%	40,679
Total Annual	100%	100.0%	581,131

Table Event 3.0

	Attendance Distribution by Day of Week							Total
	Monday	Tuesday	Wednesday	Thursday	Friday	Saturday	Sunday	
January	0.0%	0.0%	0.0%	0.0%	0.0%	60.0%	40.0%	100%
February	0.0%	0.0%	0.0%	0.0%	0.0%	60.0%	40.0%	100%
March	0.0%	0.0%	0.0%	0.0%	0.0%	60.0%	40.0%	100%
April	0.0%	0.0%	0.0%	0.0%	0.0%	60.0%	40.0%	100%
May	2.5%	2.5%	2.5%	2.5%	5.0%	45.0%	40.0%	100%
June	2.5%	2.5%	2.5%	2.5%	5.0%	45.0%	40.0%	100%
July	5.0%	5.0%	5.0%	5.0%	5.0%	40.0%	35.0%	100%
August	5.0%	5.0%	5.0%	5.0%	5.0%	40.0%	35.0%	100%
September	2.5%	2.5%	2.5%	2.5%	5.0%	45.0%	40.0%	100%
October	0.0%	0.0%	0.0%	0.0%	0.0%	60.0%	40.0%	100%
November	0.0%	0.0%	0.0%	0.0%	0.0%	60.0%	40.0%	100%
December	0.0%	0.0%	0.0%	0.0%	0.0%	60.0%	40.0%	100%

Table Event 5.0

London Resort - Event
Illustrative Non-Onsite Visitor Arrival - Departure Patterns

	before	8:00a -	9:00a -	10:00a -	11:00a -	12:00p -	1:00p -	2:00p -	3:00p -	4:00p -	5:00p -	6:00p -	7:00p -	8:00p -	9:00p -	10:00p -	11:00p -	TOTAL	MAX	
	8:00a	9:00a	10:00a	11:00a	12:00p	1:00p	2:00p	3:00p	4:00p	5:00p	6:00p	7:00p	8:00p	9:00p	10:00p	11:00p	12:00a			
Holiday Periods Operations																				
Event - Opening Time	10:00 AM																			
Event - Closing Time	11:00 PM																			
Arriving	Holiday	0%	0%	0%	5%	10%	11%	5%	1%	2%	4%	13%	30%	17%	2%	0%	0%	0%	100%	30%
Departing	Holiday	0%	0%	0%	0%	0%	0%	5%	10%	11%	5%	1%	2%	4%	13%	30%	17%	2%	100%	30%
On-site	Holiday	0.0%	0.0%	0.0%	5.0%	15.0%	26.0%	26.0%	17.0%	8.0%	7.0%	19.0%	47.0%	60.0%	49.0%	19.0%	2.0%	0.0%	300%	60%

Typical Operating Day Sunday Through Thursday																				
Event - Opening Time	10:00 AM																			
Event - Closing Time	11:00 PM																			
Arriving	Typical	0%	0%	0%	5%	10%	11%	5%	1%	2%	4%	13%	30%	17%	2%	0%	0%	0%	100%	30%
Departing	Typical	0%	0%	0%	0%	0%	0%	5%	10%	11%	5%	1%	2%	4%	13%	30%	17%	2%	100%	30%
On-site	Typical	0.0%	0.0%	0.0%	5.0%	15.0%	26.0%	26.0%	17.0%	8.0%	7.0%	19.0%	47.0%	60.0%	49.0%	19.0%	2.0%	0.0%	300%	60%

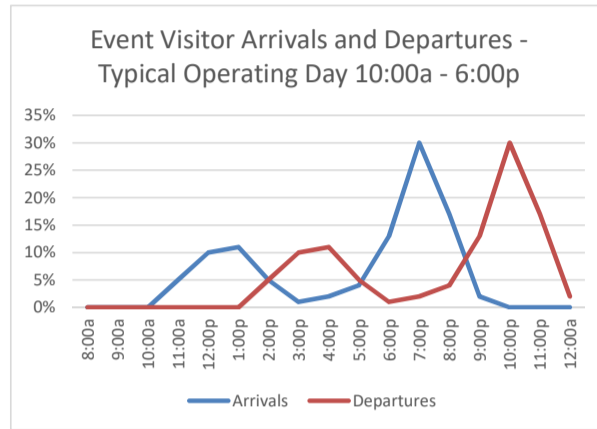
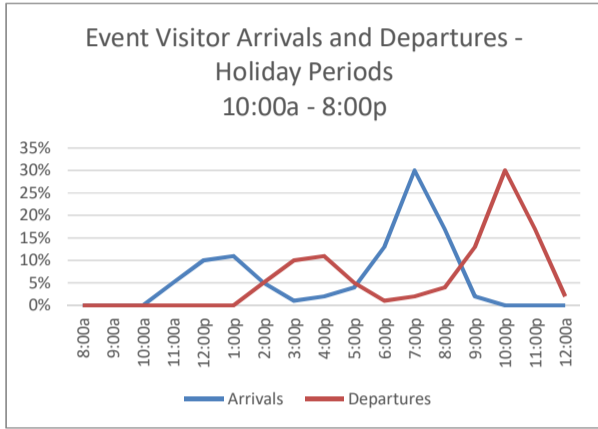


Table Event 6.0

London Resort - Event										
Illustrative Non-Onsite Daily Attendance: Year 2038										
Week Number	Month	Daily							Total	
		Monday	Tuesday	Wednesday	Thursday	Friday	Saturday	Sunday		
1	January	0	0	0	0	0	2,789	1,860	4,649	
2	January	0	0	0	0	0	2,789	1,860	4,649	
3	January	0	0	0	0	0	2,789	1,860	4,649	
4	January	0	0	0	0	0	2,789	1,860	4,649	
5	January	0	0	0	0	0	2,789	1,860	4,649	
6	February	0	0	0	0	0	4,794	3,196	7,991	
7	February	0	0	0	0	0	4,794	3,196	7,991	
8	February	0	0	0	0	0	4,794	3,196	7,991	
9	February	0	0	0	0	0	4,794	3,196	7,991	
10	March	0	0	0	0	0	6,974	4,649	11,623	
11	March	0	0	0	0	0	6,974	4,649	11,623	
12	March	0	0	0	0	0	6,974	4,649	11,623	
13	March	0	0	0	0	0	6,974	4,649	11,623	
14	March	0	0	0	0	0	9,018	6,012	15,029	
15	April	0	0	0	0	0	9,018	6,012	15,029	
16	April	0	0	0	0	0	9,018	6,012	15,029	
17	April	0	0	0	0	0	9,018	6,913	15,931	
18	April	0	0	0	0	0	3,743	3,328	7,071	
19	May	270	208	208	208	416	3,743	3,328	8,381	
20	May	208	208	208	208	416	3,743	3,328	8,319	
21	May	208	208	208	208	416	3,743	3,328	8,319	
22	May	208	208	208	208	416	3,743	3,328	8,319	
23	May	270	359	359	359	717	6,457	5,740	14,261	
24	June	359	359	359	359	717	6,457	5,740	14,349	
25	June	359	359	359	359	717	6,457	5,740	14,349	
26	June	359	359	359	359	717	6,457	5,740	14,349	
27	June	359	359	359	839	839	6,715	5,876	15,346	
28	July	839	839	839	839	839	6,715	5,876	16,788	
29	July	839	839	839	839	839	6,715	5,876	16,788	
30	July	839	839	839	839	839	6,715	5,876	16,788	
31	July	839	839	839	839	839	6,715	5,713	16,626	
32	August	816	816	816	816	816	6,530	5,713	16,324	
33	August	816	816	816	816	816	6,530	5,713	16,324	
34	August	816	816	816	816	816	6,530	5,713	16,324	
35	August	816	816	816	816	816	6,530	5,713	16,324	
36	August	816	816	323	323	646	5,811	5,166	13,901	
37	September	323	323	323	323	646	5,811	5,166	12,914	
38	September	323	323	323	323	646	5,811	5,166	12,914	
39	September	323	323	323	323	646	5,811	5,166	12,914	
40	September	323	323	323	323	0	6,625	4,417	12,333	
41	October	0	0	0	0	0	6,625	4,417	11,041	
42	October	0	0	0	0	0	6,625	4,417	11,041	
43	October	0	0	0	0	0	6,625	4,417	11,041	
44	October	0	0	0	0	0	6,625	4,417	11,041	
45	November	0	0	0	0	0	3,487	2,325	5,811	
46	November	0	0	0	0	0	3,487	2,325	5,811	
47	November	0	0	0	0	0	3,487	2,325	5,811	
48	November	0	0	0	0	0	3,487	2,325	5,811	
49	November	0	0	0	0	0	5,798	3,865	9,663	
50	December	0	0	0	0	0	5,798	3,865	9,663	
51	December	0	0	0	0	0	5,798	3,865	9,663	
52	December	0	0	0	0	0	6,667	5,025	11,692	

Table Event 7.Ar

London Resort - Event		Illustrative Non-Onsite Daily Arrivals - July 2038																		
		Attendance	before 8:00a	8:00a - 9:00a	9:00a - 10:00a	10:00a - 11:00a	11:00a - 12:00p	12:00p - 1:00p	1:00p - 2:00p	2:00p - 3:00p	3:00p - 4:00p	4:00p - 5:00p	5:00p - 6:00p	6:00p - 7:00p	7:00p - 8:00p	8:00p - 9:00p	9:00p - 10:00p	10:00p - 11:00p	11:00p - 12:00a	Max Arrivals
Year:	2038																			
Month:	July																			
01/07/2038	Thursday	839	0	0	0	42	84	92	42	8	17	34	109	252	143	17	0	0	0	252
02/07/2038	Friday	839	0	0	0	42	84	92	42	8	17	34	109	252	143	17	0	0	0	252
03/07/2038	Saturday	6,715	0	0	0	336	672	739	336	67	134	269	873	2,015	1,142	134	0	0	0	2,015
04/07/2038	Sunday	5,876	0	0	0	294	588	646	294	59	118	235	764	1,763	999	118	0	0	0	1,763
05/07/2038	Monday	839	0	0	0	42	84	92	42	8	17	34	109	252	143	17	0	0	0	252
06/07/2038	Tuesday	839	0	0	0	42	84	92	42	8	17	34	109	252	143	17	0	0	0	252
07/07/2038	Wednesday	839	0	0	0	42	84	92	42	8	17	34	109	252	143	17	0	0	0	252
08/07/2038	Thursday	839	0	0	0	42	84	92	42	8	17	34	109	252	143	17	0	0	0	252
09/07/2038	Friday	839	0	0	0	42	84	92	42	8	17	34	109	252	143	17	0	0	0	252
10/07/2038	Saturday	6,715	0	0	0	336	672	739	336	67	134	269	873	2,015	1,142	134	0	0	0	2,015
11/07/2038	Sunday	5,876	0	0	0	294	588	646	294	59	118	235	764	1,763	999	118	0	0	0	1,763
12/07/2038	Monday	839	0	0	0	42	84	92	42	8	17	34	109	252	143	17	0	0	0	252
13/07/2038	Tuesday	839	0	0	0	42	84	92	42	8	17	34	109	252	143	17	0	0	0	252
14/07/2038	Wednesday	839	0	0	0	42	84	92	42	8	17	34	109	252	143	17	0	0	0	252
15/07/2038	Thursday	839	0	0	0	42	84	92	42	8	17	34	109	252	143	17	0	0	0	252
16/07/2038	Friday	839	0	0	0	42	84	92	42	8	17	34	109	252	143	17	0	0	0	252
17/07/2038	Saturday	6,715	0	0	0	336	672	739	336	67	134	269	873	2,015	1,142	134	0	0	0	2,015
18/07/2038	Sunday	5,876	0	0	0	294	588	646	294	59	118	235	764	1,763	999	118	0	0	0	1,763
19/07/2038	Monday	839	0	0	0	42	84	92	42	8	17	34	109	252	143	17	0	0	0	252
20/07/2038	Tuesday	839	0	0	0	42	84	92	42	8	17	34	109	252	143	17	0	0	0	252
21/07/2038	Wednesday	839	0	0	0	42	84	92	42	8	17	34	109	252	143	17	0	0	0	252
22/07/2038	Thursday	839	0	0	0	42	84	92	42	8	17	34	109	252	143	17	0	0	0	252
23/07/2038	Friday	839	0	0	0	42	84	92	42	8	17	34	109	252	143	17	0	0	0	252
24/07/2038	Saturday	6,715	0	0	0	336	672	739	336	67	134	269	873	2,015	1,142	134	0	0	0	2,015
25/07/2038	Sunday	5,876	0	0	0	294	588	646	294	59	118	235	764	1,763	999	118	0	0	0	1,763
26/07/2038	Monday	839	0	0	0	42	84	92	42	8	17	34	109	252	143	17	0	0	0	252
27/07/2038	Tuesday	839	0	0	0	42	84	92	42	8	17	34	109	252	143	17	0	0	0	252
28/07/2038	Wednesday	839	0	0	0	42	84	92	42	8	17	34	109	252	143	17	0	0	0	252
29/07/2038	Thursday	839	0	0	0	42	84	92	42	8	17	34	109	252	143	17	0	0	0	252
30/07/2038	Friday	839	0	0	0	42	84	92	42	8	17	34	109	252	143	17	0	0	0	252
31/07/2038	Saturday	6,715	0	0	0	336	672	739	336	67	134	269	873	2,015	1,142	134	0	0	0	2,015

Table Event 7.Dp

London Resort - Event		Illustrative Non-Onsite Daily Departures - July 2038																		
		Attendance	before 8:00a	8:00a - 9:00a	9:00a - 10:00a	10:00a - 11:00a	11:00a - 12:00p	12:00p - 1:00p	1:00p - 2:00p	2:00p - 3:00p	3:00p - 4:00p	4:00p - 5:00p	5:00p - 6:00p	6:00p - 7:00p	7:00p - 8:00p	8:00p - 9:00p	9:00p - 10:00p	10:00p - 11:00p	11:00p - 12:00a	Max Departures
Year:	2038																			
Month:	July																			
01/07/2038	Thursday	839	0	0	0	0	0	0	42	84	92	42	8	17	34	109	252	143	17	252
02/07/2038	Friday	839	0	0	0	0	0	0	42	84	92	42	8	17	34	109	252	143	17	252
03/07/2038	Saturday	6,715	0	0	0	0	0	0	336	672	739	336	67	134	269	873	2,015	1,142	134	2,015
04/07/2038	Sunday	5,876	0	0	0	0	0	0	294	588	646	294	59	118	235	764	1,763	999	118	1,763
05/07/2038	Monday	839	0	0	0	0	0	0	42	84	92	42	8	17	34	109	252	143	17	252
06/07/2038	Tuesday	839	0	0	0	0	0	0	42	84	92	42	8	17	34	109	252	143	17	252
07/07/2038	Wednesday	839	0	0	0	0	0	0	42	84	92	42	8	17	34	109	252	143	17	252
08/07/2038	Thursday	839	0	0	0	0	0	0	42	84	92	42	8	17	34	109	252	143	17	252
09/07/2038	Friday	839	0	0	0	0	0	0	42	84	92	42	8	17	34	109	252	143	17	252
10/07/2038	Saturday	6,715	0	0	0	0	0	0	336	672	739	336	67	134	269	873	2,015	1,142	134	2,015
11/07/2038	Sunday	5,876	0	0	0	0	0	0	294	588	646	294	59	118	235	764	1,763	999	118	1,763
12/07/2038	Monday	839	0	0	0	0	0	0	42	84	92	42	8	17	34	109	252	143	17	252
13/07/2038	Tuesday	839	0	0	0	0	0	0	42	84	92	42	8	17	34	109	252	143	17	252
14/07/2038	Wednesday	839	0	0	0	0	0	0	42	84	92	42	8	17	34	109	252	143	17	252
15/07/2038	Thursday	839	0	0	0	0	0	0	42	84	92	42	8	17	34	109	252	143	17	252
16/07/2038	Friday	839	0	0	0	0	0	0	42	84	92	42	8	17	34	109	252	143	17	252
17/07/2038	Saturday	6,715	0	0	0	0	0	0	336	672	739	336	67	134	269	873	2,015	1,142	134	2,015
18/07/2038	Sunday	5,876	0	0	0	0	0	0	294	588	646	294	59	118	235	764	1,763	999	118	1,763
19/07/2038	Monday	839	0	0	0	0	0	0	42	84	92	42	8	17	34	109	252	143	17	252
20/07/2038	Tuesday	839	0	0	0	0	0	0	42	84	92	42	8	17	34	109	252	143	17	252
21/07/2038	Wednesday	839	0	0	0	0	0	0	42	84	92	42	8	17	34	109	252	143	17	252
22/07/2038	Thursday	839	0	0	0	0	0	0	42	84	92	42	8	17	34	109	252	143	17	252
23/07/2038	Friday	839	0	0	0	0	0	0	42	84	92	42	8	17	34	109	252	143	17	252
24/07/2038	Saturday	6,715	0	0	0	0	0	0	336	672	739	336	67	134	269	873	2,015	1,142	134	2,015
25/07/2038	Sunday	5,876	0	0	0	0	0	0	294	588	646	294	59	118	235	764	1,763	999	118	1,763
26/07/2038	Monday	839	0	0	0	0	0	0	42	84	92	42	8	17	34	109	252	143	17	252
27/07/2038	Tuesday	839	0	0	0	0	0	0	42	84	92	42	8	17	34	109	252	143	17	252
28/07/2038	Wednesday	839	0	0	0	0	0	0	42	84	92	42	8	17	34	109	252	143	17	252
29/07/2038	Thursday	839	0	0	0	0	0	0	42	84	92	42	8	17	34	109	252	143	17	252
30/07/2038	Friday	839	0	0	0	0	0	0	42	84	92	42	8	17	34	109	252	143	17	252
31/07/2038	Saturday	6,715	0	0	0	0	0	0	336	672	739	336	67	134	269	873	2,015	1,142	134	2,015

Table Event 7.OS

London Resort - Event		Illustrative Non-Onsite Peak On-Site - July 2038																		Max
		Attendance	8:00a	9:00a	10:00a	11:00a	12:00p	1:00p	2:00p	3:00p	4:00p	5:00p	6:00p	7:00p	8:00p	9:00p	10:00p	11:00p	12:00a	On-Site
Year:	2038																			
Month:	July																			
01/07/2038	Thursday	839	0	0	0	42	126	218	218	143	67	59	159	395	504	411	159	17	0	504
02/07/2038	Friday	839	0	0	0	42	126	218	218	143	67	59	159	395	504	411	159	17	0	504
03/07/2038	Saturday	6,715	0	0	0	336	1,007	1,746	1,746	1,142	537	470	1,276	3,156	4,029	3,290	1,276	134	0	4,029
04/07/2038	Sunday	5,876	0	0	0	294	881	1,528	1,528	999	470	411	1,116	2,762	3,526	2,879	1,116	118	0	3,526
05/07/2038	Monday	839	0	0	0	42	126	218	218	143	67	59	159	395	504	411	159	17	0	504
06/07/2038	Tuesday	839	0	0	0	42	126	218	218	143	67	59	159	395	504	411	159	17	0	504
07/07/2038	Wednesday	839	0	0	0	42	126	218	218	143	67	59	159	395	504	411	159	17	0	504
08/07/2038	Thursday	839	0	0	0	42	126	218	218	143	67	59	159	395	504	411	159	17	0	504
09/07/2038	Friday	839	0	0	0	42	126	218	218	143	67	59	159	395	504	411	159	17	0	504
10/07/2038	Saturday	6,715	0	0	0	336	1,007	1,746	1,746	1,142	537	470	1,276	3,156	4,029	3,290	1,276	134	0	4,029
11/07/2038	Sunday	5,876	0	0	0	294	881	1,528	1,528	999	470	411	1,116	2,762	3,526	2,879	1,116	118	0	3,526
12/07/2038	Monday	839	0	0	0	42	126	218	218	143	67	59	159	395	504	411	159	17	0	504
13/07/2038	Tuesday	839	0	0	0	42	126	218	218	143	67	59	159	395	504	411	159	17	0	504
14/07/2038	Wednesday	839	0	0	0	42	126	218	218	143	67	59	159	395	504	411	159	17	0	504
15/07/2038	Thursday	839	0	0	0	42	126	218	218	143	67	59	159	395	504	411	159	17	0	504
16/07/2038	Friday	839	0	0	0	42	126	218	218	143	67	59	159	395	504	411	159	17	0	504
17/07/2038	Saturday	6,715	0	0	0	336	1,007	1,746	1,746	1,142	537	470	1,276	3,156	4,029	3,290	1,276	134	0	4,029
18/07/2038	Sunday	5,876	0	0	0	294	881	1,528	1,528	999	470	411	1,116	2,762	3,526	2,879	1,116	118	0	3,526
19/07/2038	Monday	839	0	0	0	42	126	218	218	143	67	59	159	395	504	411	159	17	0	504
20/07/2038	Tuesday	839	0	0	0	42	126	218	218	143	67	59	159	395	504	411	159	17	0	504
21/07/2038	Wednesday	839	0	0	0	42	126	218	218	143	67	59	159	395	504	411	159	17	0	504
22/07/2038	Thursday	839	0	0	0	42	126	218	218	143	67	59	159	395	504	411	159	17	0	504
23/07/2038	Friday	839	0	0	0	42	126	218	218	143	67	59	159	395	504	411	159	17	0	504
24/07/2038	Saturday	6,715	0	0	0	336	1,007	1,746	1,746	1,142	537	470	1,276	3,156	4,029	3,290	1,276	134	0	4,029
25/07/2038	Sunday	5,876	0	0	0	294	881	1,528	1,528	999	470	411	1,116	2,762	3,526	2,879	1,116	118	0	3,526
26/07/2038	Monday	839	0	0	0	42	126	218	218	143	67	59	159	395	504	411	159	17	0	504
27/07/2038	Tuesday	839	0	0	0	42	126	218	218	143	67	59	159	395	504	411	159	17	0	504
28/07/2038	Wednesday	839	0	0	0	42	126	218	218	143	67	59	159	395	504	411	159	17	0	504
29/07/2038	Thursday	839	0	0	0	42	126	218	218	143	67	59	159	395	504	411	159	17	0	504
30/07/2038	Friday	839	0	0	0	42	126	218	218	143	67	59	159	395	504	411	159	17	0	504
31/07/2038	Saturday	6,715	0	0	0	336	1,007	1,746	1,746	1,142	537	470	1,276	3,156	4,029	3,290	1,276	134	0	4,029

Table Hotel 1.0

London Resort - Hotels								
Potential Occupancy - Peak Month - Year 2029								
Hotel / Room Mix - 2029	Number of Rooms	Peak Month Occupancy	Average Occupied Rooms	Average Length of Stay (Room Nights)	Room Turnover in 31 Day Month	Total Room Rentals in 31 Day Month	Average Number of Guests Per Room	Potential Visitors / Peak Month
Water Park & MICE Hotel	800	95%	760	1.5	21	15,707	1.90	29,843
Resort/Radisson Hotel	1,500	95%	1,425	1.5	21	29,450	2.16	63,612
Family Value Midscale Hotel	850	95%	808	1.5	21	16,688	2.14	35,713
Economy Theme Park Hotel	400	95%	380	1.5	21	7,853	2.18	17,120
Total / Weighted Average	3,550	95%	3,373	1.5	21	69,698	2.10	146,288

1,713,275

2,565,677

Table Hotel 2.0

London Resort - Hotels						
Weighted Attendance Distribution of Park Venues - Year 2038						
Venue	Main Gate	Second Gate	RDE+E ¹	Waterpark	Events ¹	Total
Annual Attendance	8,392,975	4,196,488	4,812,735	804,039	581,131	18,787,368
Percent of Total	63%	31%	0%	6%	0%	100%
Month						Weighted Average
January	4.0%	4.0%	5.0%	4.0%	4.0%	4.0%
February	5.5%	5.5%	6.0%	5.5%	5.5%	5.5%
March	7.0%	7.0%	8.0%	7.0%	8.0%	7.0%
April	11.0%	11.0%	10.0%	11.0%	10.5%	11.0%
May	7.0%	7.0%	9.0%	7.0%	7.0%	7.0%
June	10.0%	10.0%	10.0%	10.0%	10.0%	10.0%
July	15.0%	15.0%	12.0%	15.0%	13.0%	15.0%
August	13.5%	13.5%	12.0%	13.5%	12.5%	13.5%
September	9.0%	9.0%	9.0%	9.0%	9.0%	9.0%
October	7.5%	7.5%	8.0%	7.5%	9.5%	7.5%
November	4.0%	4.0%	4.0%	4.0%	4.0%	4.0%
December	6.5%	6.5%	7.0%	6.5%	7.0%	6.5%
	100%	100%	100%	100%	100%	100%

¹Incremental Day Visits to RDE+E and Events are already included in MG and SG and do not count toward overnight/hotel visitors.

Table Hotel 3.0

London Resort - Hotels								
Hotel Monthly Attendance Based on Average Hotel Occupancy - Year 2038								
Month	Park Venues Weighted Distribution	Average Hotel Occupancy Rate	Average Occupied Rooms	Average Number of Guests Per Room	Average Length of Stay (Room Nights)	Room Turnover in Month	Total Monthly Room Rentals	Hotel Guests Based on Weighted Average Occupancy
January	4.0%	89%	3,162	2.10	1.5	21	65,340	137,140
February	5.5%	95%	3,373	2.10	1.5	19	62,953	132,131
March	7.0%	95%	3,373	2.10	1.5	21	69,698	146,288
April	11.0%	95%	3,373	2.10	1.5	20	67,450	141,569
May	7.0%	95%	3,373	2.10	1.5	21	69,698	146,288
June	10.0%	95%	3,373	2.10	1.5	20	67,450	141,569
July	15.0%	95%	3,373	2.10	1.5	21	69,698	146,288
August	13.5%	95%	3,373	2.10	1.5	21	69,698	146,288
September	9.0%	95%	3,373	2.10	1.5	20	67,450	141,569
October	7.5%	95%	3,373	2.10	1.5	21	69,698	146,288
November	4.0%	95%	3,373	2.10	1.5	20	67,450	141,569
December	6.5%	95%	3,373	2.10	1.5	21	69,698	146,288
Total / Average	100%	94.5%						1,713,275
Hotel at 100% Occupancy								153,987

Table Hotel 4.0

London Resort - Hotels		
Hotel Monthly Attendance Based on Distribution of Park Venues - Year 2038		
Month	Hotel	Total Bednights / Sleepers
	Visitors	Hotel Visitor Day Visits
January	137,140	207,510
February	132,131	197,750
March	146,288	217,867
April	141,569	212,242
May	146,288	219,655
June	141,569	210,789
July	146,288	219,655
August	146,288	218,948
September	141,569	211,161
October	146,288	219,991
November	141,569	211,534
December	146,288	218,575
Total / Average	1,713,275	2,565,677

Arrivals	Variance	
137,140	0	8%
132,131	0	8%
146,288	0	9%
141,569	0	8%
146,288	0	9%
141,569	0	8%
146,288	0	9%
146,288	0	9%
141,569	0	8%
146,288	0	9%
141,569	0	8%
146,288	0	9%
1,713,275		100%

Table Hotel 4.0a

London Resort - Hotels	
Length of Stay	
Days	Percent of Visitors
One	61.50%
Two	30.50%
Three	4.50%
Four	3.50%
Average Length f Stay	1.50
	100.0%

Table Hotel 5.0

London Resort - Hotels								
Average Weekday Distribution of Occupancy								
		Daily Occupancy						
	Occupancy	Monday	Tuesday	Wednesday	Thursday	Friday	Saturday	Sunday
January	89%	85%	80%	80%	90%	95%	100%	95%
February	95%	95%	90%	85%	95%	100%	100%	100%
March	95%	95%	90%	85%	95%	100%	100%	100%
April	95%	95%	90%	85%	95%	100%	100%	100%
May	95%	95%	90%	85%	95%	100%	100%	100%
June	95%	95%	90%	85%	95%	100%	100%	100%
July	95%	95%	90%	85%	95%	100%	100%	100%
August	95%	95%	90%	85%	95%	100%	100%	100%
September	95%	95%	90%	85%	95%	100%	100%	100%
October	95%	95%	90%	85%	95%	100%	100%	100%
November	95%	95%	90%	85%	95%	100%	100%	100%
December	95%	95%	90%	85%	95%	100%	100%	100%

Table Hotel 7.0

London Resort - Hotels		Average Visitors in Hotels Based on Occupancy						
Visitors in Hotel by Weekday ¹		Monday	Tuesday	Wednesday	Thursday	Friday	Saturday	Sunday
Occupancy								
January	89%	6,333	5,961	5,961	6,706	7,041	7,414	7,078
February	95%	7,078	6,706	6,333	7,078	7,414	7,414	7,414
March	95%	7,078	6,706	6,333	7,078	7,414	7,414	7,414
April	95%	7,078	6,706	6,333	7,078	7,414	7,414	7,414
May	95%	7,078	6,706	6,333	7,078	7,414	7,414	7,414
June	95%	7,078	6,706	6,333	7,078	7,414	7,414	7,414
July	95%	7,078	6,706	6,333	7,078	7,414	7,414	7,414
August	95%	7,078	6,706	6,333	7,078	7,414	7,414	7,414
September	95%	7,078	6,706	6,333	7,078	7,414	7,414	7,414
October	95%	7,078	6,706	6,333	7,078	7,414	7,414	7,414
November	95%	7,078	6,706	6,333	7,078	7,414	7,414	7,414
December	95%	7,078	6,706	6,333	7,078	7,414	7,414	7,414

¹Based on 31 day months

Table Hotel 9.0

London Resort - Hotels																				
Illustrative Arrival - Departure Patterns																				
		before	8 am -	9 am -	10 am -	11 am -	12 pm -	1 pm -	2 pm -	3 pm -	4 pm -	5 pm -	6 pm -	7 pm -	8 pm -	9 pm -	10 pm -	11 pm -	TOTAL	MAX
		8 am	9 am	10 am	11 am	12 pm	1 pm	2 pm	3 pm	4 pm	5 pm	6 pm	7 pm	8 pm	9 pm	10 pm	11 pm	12 am		
Typical DAY																				
Arriving	Typical	0%	0%	0%	2%	5%	10%	15%	15%	20%	15%	10%	5%	2%	1%	0%	0%	0%	100%	20%
Departing	Typical	1%	2%	5%	5%	10%	12%	17%	16%	10%	10%	5%	5%	2%	0%	0%	0%	0%	100%	17%

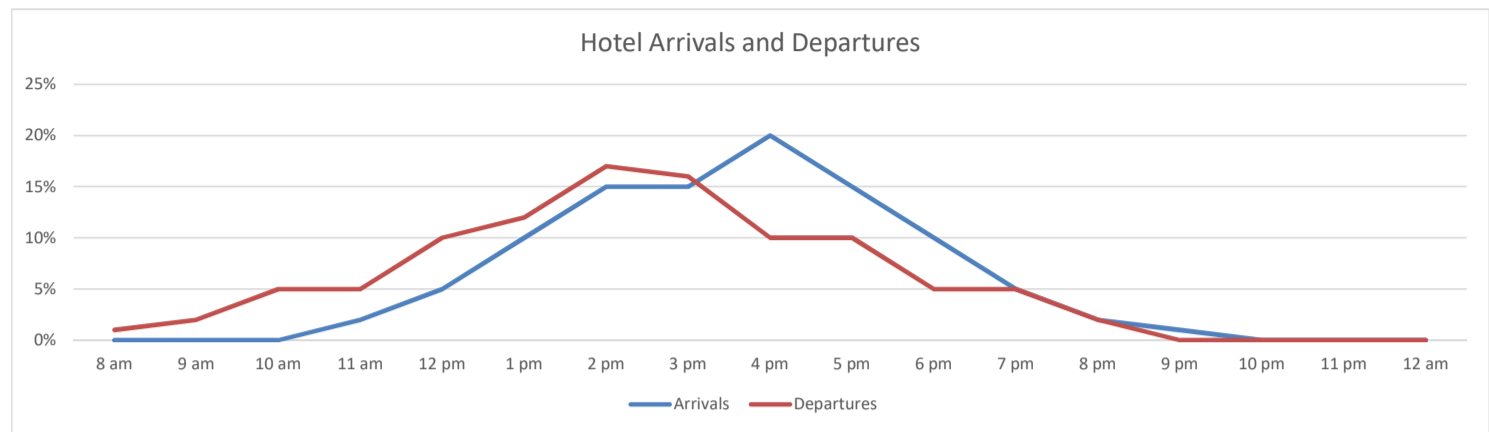


Table Hotel 11.0

London Resort - Hotel									
Illustrative Daily Instantaneous Room Attendance: Year 2038									
Week Number	Month	Daily							Average On-Site Visitors
		Monday	Tuesday	Wednesday	Thursday	Friday	Saturday	Sunday	
1	January	0	0	0	0	7,041	7,414	7,078	3,076
2	January	6,333	5,961	5,961	6,706	7,041	7,414	7,078	6,642
3	January	6,333	5,961	5,961	6,706	7,041	7,414	7,078	6,642
4	January	6,333	5,961	5,961	6,706	7,041	7,414	7,078	6,642
5	January	6,333	5,961	5,961	6,706	7,041	7,414	7,078	6,642
6	February	7,078	6,706	6,333	7,078	7,414	7,414	7,414	7,062
7	February	7,078	6,706	6,333	7,078	7,414	7,414	7,414	7,062
8	February	7,078	6,706	6,333	7,078	7,414	7,414	7,414	7,062
9	February	7,078	6,706	6,333	7,078	7,414	7,414	7,414	7,062
10	March	7,078	6,706	6,333	7,078	7,414	7,414	7,414	7,062
11	March	7,078	6,706	6,333	7,078	7,414	7,414	7,414	7,062
12	March	7,078	6,706	6,333	7,078	7,414	7,414	7,414	7,062
13	March	7,078	6,706	6,333	7,078	7,414	7,414	7,414	7,062
14	March	7,078	6,706	6,333	7,078	7,414	7,414	7,414	7,062
15	April	7,078	6,706	6,333	7,078	7,414	7,414	7,414	7,062
16	April	7,078	6,706	6,333	7,078	7,414	7,414	7,414	7,062
17	April	7,078	6,706	6,333	7,078	7,414	7,414	7,414	7,062
18	April	7,078	6,706	6,333	7,078	7,414	7,414	7,414	7,062
19	May	7,078	6,706	6,333	7,078	7,414	7,414	7,414	7,062
20	May	7,078	6,706	6,333	7,078	7,414	7,414	7,414	7,062
21	May	7,078	6,706	6,333	7,078	7,414	7,414	7,414	7,062
22	May	7,078	6,706	6,333	7,078	7,414	7,414	7,414	7,062
23	May	7,078	6,706	6,333	7,078	7,414	7,414	7,414	7,062
24	June	7,078	6,706	6,333	7,078	7,414	7,414	7,414	7,062
25	June	7,078	6,706	6,333	7,078	7,414	7,414	7,414	7,062
26	June	7,078	6,706	6,333	7,078	7,414	7,414	7,414	7,062
27	June	7,078	6,706	6,333	7,078	7,414	7,414	7,414	7,062
28	July	7,078	6,706	6,333	7,078	7,414	7,414	7,414	7,062
29	July	7,078	6,706	6,333	7,078	7,414	7,414	7,414	7,062
30	July	7,078	6,706	6,333	7,078	7,414	7,414	7,414	7,062
31	July	7,078	6,706	6,333	7,078	7,414	7,414	7,414	7,062
32	August	7,078	6,706	6,333	7,078	7,414	7,414	7,414	7,062
33	August	7,078	6,706	6,333	7,078	7,414	7,414	7,414	7,062
34	August	7,078	6,706	6,333	7,078	7,414	7,414	7,414	7,062
35	August	7,078	6,706	6,333	7,078	7,414	7,414	7,414	7,062
36	August	7,078	6,706	6,333	7,078	7,414	7,414	7,414	7,062
37	September	7,078	6,706	6,333	7,078	7,414	7,414	7,414	7,062
38	September	7,078	6,706	6,333	7,078	7,414	7,414	7,414	7,062
39	September	7,078	6,706	6,333	7,078	7,414	7,414	7,414	7,062
40	September	7,078	6,706	6,333	7,078	7,414	7,414	7,414	7,062
41	October	7,078	6,706	6,333	7,078	7,414	7,414	7,414	7,062
42	October	7,078	6,706	6,333	7,078	7,414	7,414	7,414	7,062
43	October	7,078	6,706	6,333	7,078	7,414	7,414	7,414	7,062
44	October	7,078	6,706	6,333	7,078	7,414	7,414	7,414	7,062
45	November	7,078	6,706	6,333	7,078	7,414	7,414	7,414	7,062
46	November	7,078	6,706	6,333	7,078	7,414	7,414	7,414	7,062
47	November	7,078	6,706	6,333	7,078	7,414	7,414	7,414	7,062
48	November	7,078	6,706	6,333	7,078	7,414	7,414	7,414	7,062
49	November	7,078	6,706	6,333	7,078	7,414	7,414	7,414	7,062
50	December	7,078	6,706	6,333	7,078	7,414	7,414	7,414	7,062
51	December	7,078	6,706	6,333	7,078	7,414	7,414	7,414	7,062
52	December	7,078	6,706	6,333	7,078	7,414	7,414	7,414	7,062
53	December	7,078	6,706	6,333	7,078	7,414	0	0	4,944

Table Hotel 11.1

London Resort - Hotel									
Illustrative Daily Estimated Hotel Visitor Arrivals: Year 2029									
Week Number	Month	Daily							Total Arrivals
		Monday	Tuesday	Wednesday	Thursday	Friday	Saturday	Sunday	
1	January	0	0	0	0	4,653	4,900	4,678	14,231
2	January	4,186	3,939	3,939	4,432	4,653	4,900	4,678	30,727
3	January	4,186	3,939	3,939	4,432	4,653	4,900	4,678	30,727
4	January	4,186	3,939	3,939	4,432	4,653	4,900	4,678	30,727
5	January	4,186	3,939	3,939	4,432	4,653	4,900	4,678	30,727
6	February	4,730	4,481	4,232	4,730	4,954	4,954	4,954	33,033
7	February	4,730	4,481	4,232	4,730	4,954	4,954	4,954	33,033
8	February	4,730	4,481	4,232	4,730	4,954	4,954	4,954	33,033
9	February	4,730	4,481	4,232	4,730	4,954	4,954	4,954	33,033
10	March	4,753	4,503	4,253	4,753	4,978	4,978	4,978	33,195
11	March	4,753	4,503	4,253	4,753	4,978	4,978	4,978	33,195
12	March	4,753	4,503	4,253	4,753	4,978	4,978	4,978	33,195
13	March	4,753	4,503	4,253	4,753	4,978	4,978	4,978	33,195
14	March	4,753	4,503	4,253	4,721	4,945	4,945	4,945	33,065
15	April	4,721	4,473	4,224	4,721	4,945	4,945	4,945	32,976
16	April	4,721	4,473	4,224	4,721	4,945	4,945	4,945	32,976
17	April	4,721	4,473	4,224	4,721	4,945	4,945	4,945	32,976
18	April	4,721	4,473	4,224	4,721	4,945	4,937	4,937	32,960
19	May	4,714	4,466	4,218	4,714	4,937	4,937	4,937	32,925
20	May	4,714	4,466	4,218	4,714	4,937	4,937	4,937	32,925
21	May	4,714	4,466	4,218	4,714	4,937	4,937	4,937	32,925
22	May	4,714	4,466	4,218	4,714	4,937	4,937	4,937	32,925
23	May	4,714	4,504	4,254	4,754	4,979	4,979	4,979	33,163
24	June	4,754	4,504	4,254	4,754	4,979	4,979	4,979	33,203
25	June	4,754	4,504	4,254	4,754	4,979	4,979	4,979	33,203
26	June	4,754	4,504	4,254	4,754	4,979	4,979	4,979	33,203
27	June	4,754	4,504	4,254	4,714	4,937	4,937	4,937	33,038
28	July	4,714	4,466	4,218	4,714	4,937	4,937	4,937	32,925
29	July	4,714	4,466	4,218	4,714	4,937	4,937	4,937	32,925
30	July	4,714	4,466	4,218	4,714	4,937	4,937	4,937	32,925
31	July	4,714	4,466	4,218	4,714	4,937	4,937	4,953	32,941
32	August	4,729	4,480	4,232	4,729	4,953	4,953	4,953	33,031
33	August	4,729	4,480	4,232	4,729	4,953	4,953	4,953	33,031
34	August	4,729	4,480	4,232	4,729	4,953	4,953	4,953	33,031
35	August	4,729	4,480	4,232	4,729	4,953	4,953	4,953	33,031
36	August	4,729	4,480	4,246	4,746	4,970	4,970	4,970	33,113
37	September	4,746	4,496	4,246	4,746	4,970	4,970	4,970	33,144
38	September	4,746	4,496	4,246	4,746	4,970	4,970	4,970	33,144
39	September	4,746	4,496	4,246	4,746	4,970	4,970	4,970	33,144
40	September	4,746	4,496	4,246	4,746	4,930	4,930	4,930	33,023
41	October	4,707	4,459	4,212	4,707	4,930	4,930	4,930	32,875
42	October	4,707	4,459	4,212	4,707	4,930	4,930	4,930	32,875
43	October	4,707	4,459	4,212	4,707	4,930	4,930	4,930	32,875
44	October	4,707	4,459	4,212	4,707	4,930	4,930	4,930	32,875
45	November	4,737	4,488	4,239	4,737	4,962	4,962	4,962	33,086
46	November	4,737	4,488	4,239	4,737	4,962	4,962	4,962	33,086
47	November	4,737	4,488	4,239	4,737	4,962	4,962	4,962	33,086
48	November	4,737	4,488	4,239	4,737	4,962	4,962	4,962	33,086
49	November	4,737	4,488	4,239	4,737	4,962	4,962	4,962	33,087
50	December	4,737	4,488	4,239	4,737	4,962	4,962	4,962	33,087
51	December	4,737	4,488	4,239	4,737	4,962	4,962	4,962	33,087
52	December	4,737	4,488	4,239	4,737	4,962	4,962	4,962	33,087
53	December	4,737	4,488	4,239	4,737	4,962	0	0	23,164

Table Hotel 11.2

London Resort - Hotel									
Illustrative Daily Estimated Hotel Visitor Departures Year 2038									
Week Number	Month	Daily Departures							Total Departures
		Monday	Tuesday	Wednesday	Thursday	Friday	Saturday	Sunday	
1	January	0	0	0	0	4,844	4,737	4,822	14,403
2	January	4,754	4,384	4,081	3,976	4,251	4,529	4,770	30,746
3	January	4,736	4,384	4,081	3,976	4,251	4,529	4,770	30,727
4	January	4,736	4,384	4,081	3,976	4,251	4,529	4,770	30,727
5	January	4,736	4,384	4,081	3,976	4,251	4,529	4,770	30,727
6	February	4,736	4,719	4,580	4,346	4,567	4,836	4,918	32,702
7	February	4,946	4,816	4,594	4,355	4,567	4,836	4,918	33,033
8	February	4,946	4,816	4,594	4,355	4,567	4,836	4,918	33,033
9	February	4,946	4,816	4,594	4,355	4,567	4,836	4,918	33,033
10	March	4,946	4,830	4,615	4,376	4,589	4,860	4,942	33,159
11	March	4,970	4,840	4,617	4,377	4,589	4,860	4,942	33,195
12	March	4,970	4,840	4,617	4,377	4,589	4,860	4,942	33,195
13	March	4,970	4,840	4,617	4,377	4,589	4,860	4,942	33,195
14	March	4,970	4,840	4,617	4,377	4,570	4,830	4,911	33,114
15	April	4,937	4,808	4,587	4,348	4,559	4,828	4,910	32,976
16	April	4,937	4,808	4,587	4,348	4,559	4,828	4,910	32,976
17	April	4,937	4,808	4,587	4,348	4,559	4,828	4,910	32,976
18	April	4,937	4,808	4,587	4,348	4,559	4,828	4,905	32,971
19	May	4,930	4,800	4,579	4,341	4,552	4,820	4,902	32,926
20	May	4,930	4,800	4,579	4,341	4,552	4,820	4,902	32,925
21	May	4,930	4,800	4,579	4,341	4,552	4,820	4,902	32,925
22	May	4,930	4,800	4,579	4,341	4,552	4,820	4,902	32,925
23	May	4,930	4,800	4,603	4,375	4,589	4,861	4,944	33,101
24	June	4,971	4,841	4,618	4,378	4,590	4,861	4,944	33,203
25	June	4,971	4,841	4,618	4,378	4,590	4,861	4,944	33,203
26	June	4,971	4,841	4,618	4,378	4,590	4,861	4,944	33,203
27	June	4,971	4,841	4,618	4,378	4,566	4,823	4,903	33,100
28	July	4,930	4,800	4,579	4,341	4,552	4,820	4,902	32,925
29	July	4,930	4,800	4,579	4,341	4,552	4,820	4,902	32,925
30	July	4,930	4,800	4,579	4,341	4,552	4,820	4,902	32,925
31	July	4,930	4,800	4,579	4,341	4,552	4,820	4,902	32,925
32	August	4,939	4,814	4,594	4,355	4,566	4,836	4,918	33,023
33	August	4,946	4,816	4,594	4,355	4,566	4,836	4,918	33,031
34	August	4,946	4,816	4,594	4,355	4,566	4,836	4,918	33,031
35	August	4,946	4,816	4,594	4,355	4,566	4,836	4,918	33,031
36	August	4,946	4,816	4,594	4,364	4,581	4,852	4,935	33,087
37	September	4,963	4,832	4,610	4,370	4,582	4,853	4,935	33,144
38	September	4,963	4,832	4,610	4,370	4,582	4,853	4,935	33,144
39	September	4,963	4,832	4,610	4,370	4,582	4,853	4,935	33,144
40	September	4,963	4,832	4,610	4,370	4,582	4,828	4,898	33,082
41	October	4,923	4,793	4,572	4,335	4,545	4,813	4,895	32,876
42	October	4,922	4,793	4,572	4,335	4,545	4,813	4,895	32,875
43	October	4,922	4,793	4,572	4,335	4,545	4,813	4,895	32,875
44	October	4,922	4,793	4,572	4,335	4,545	4,813	4,895	32,875
45	November	4,922	4,811	4,599	4,361	4,574	4,844	4,926	33,038
46	November	4,954	4,824	4,602	4,362	4,574	4,844	4,926	33,086
47	November	4,954	4,824	4,602	4,362	4,574	4,844	4,926	33,086
48	November	4,954	4,824	4,602	4,362	4,574	4,844	4,926	33,086
49	November	4,954	4,824	4,602	4,363	4,574	4,844	4,926	33,087
50	December	4,954	4,824	4,602	4,363	4,574	4,844	4,926	33,087
51	December	4,954	4,824	4,602	4,363	4,574	4,844	4,926	33,087
52	December	4,954	4,824	4,602	4,363	4,574	4,844	4,926	33,087
53	December	4,954	4,824	4,602	4,363	4,574	0	0	23,317

Table Hotel 12.0

London Resort - Hotel																				
Illustrative Daily and Hourly Arrivals - Year 2038																				
		Total	before	8 am -	9 am -	10 am -	11 am -	12 pm -	1 pm -	2 pm -	3 pm -	4 pm -	5 pm -	6 pm -	7 pm -	8 pm -	9 pm -	10 pm -	11 pm -	MAX
		Arrivals	8 am	9 am	10 am	11 am	12 pm	1 pm	2 pm	3 pm	4 pm	5 pm	6 pm	7 pm	8 pm	9 pm	10 pm	11 pm	12 am	
Month:	Hourly Type:	July Arrivals																		
01/07/2038	Thursday	4,714	0	0	0	94	236	471	707	707	943	707	471	236	94	47	0	0	0	943
02/07/2038	Friday	4,937	0	0	0	99	247	494	741	741	987	741	494	247	99	49	0	0	0	987
03/07/2038	Saturday	4,937	0	0	0	99	247	494	741	741	987	741	494	247	99	49	0	0	0	987
04/07/2038	Sunday	4,937	0	0	0	99	247	494	741	741	987	741	494	247	99	49	0	0	0	987
05/07/2038	Monday	4,714	0	0	0	94	236	471	707	707	943	707	471	236	94	47	0	0	0	943
06/07/2038	Tuesday	4,466	0	0	0	89	223	447	670	670	893	670	447	223	89	45	0	0	0	893
07/07/2038	Wednesday	4,218	0	0	0	84	211	422	633	633	844	633	422	211	84	42	0	0	0	844
08/07/2038	Thursday	4,714	0	0	0	94	236	471	707	707	943	707	471	236	94	47	0	0	0	943
09/07/2038	Friday	4,937	0	0	0	99	247	494	741	741	987	741	494	247	99	49	0	0	0	987
10/07/2038	Saturday	4,937	0	0	0	99	247	494	741	741	987	741	494	247	99	49	0	0	0	987
11/07/2038	Sunday	4,937	0	0	0	99	247	494	741	741	987	741	494	247	99	49	0	0	0	987
12/07/2038	Monday	4,714	0	0	0	94	236	471	707	707	943	707	471	236	94	47	0	0	0	943
13/07/2038	Tuesday	4,466	0	0	0	89	223	447	670	670	893	670	447	223	89	45	0	0	0	893
14/07/2038	Wednesday	4,218	0	0	0	84	211	422	633	633	844	633	422	211	84	42	0	0	0	844
15/07/2038	Thursday	4,714	0	0	0	94	236	471	707	707	943	707	471	236	94	47	0	0	0	943
16/07/2038	Friday	4,937	0	0	0	99	247	494	741	741	987	741	494	247	99	49	0	0	0	987
17/07/2038	Saturday	4,937	0	0	0	99	247	494	741	741	987	741	494	247	99	49	0	0	0	987
18/07/2038	Sunday	4,937	0	0	0	99	247	494	741	741	987	741	494	247	99	49	0	0	0	987
19/07/2038	Monday	4,714	0	0	0	94	236	471	707	707	943	707	471	236	94	47	0	0	0	943
20/07/2038	Tuesday	4,466	0	0	0	89	223	447	670	670	893	670	447	223	89	45	0	0	0	893
21/07/2038	Wednesday	4,218	0	0	0	84	211	422	633	633	844	633	422	211	84	42	0	0	0	844
22/07/2038	Thursday	4,714	0	0	0	94	236	471	707	707	943	707	471	236	94	47	0	0	0	943
23/07/2038	Friday	4,937	0	0	0	99	247	494	741	741	987	741	494	247	99	49	0	0	0	987
24/07/2038	Saturday	4,937	0	0	0	99	247	494	741	741	987	741	494	247	99	49	0	0	0	987
25/07/2038	Sunday	4,937	0	0	0	99	247	494	741	741	987	741	494	247	99	49	0	0	0	987
26/07/2038	Monday	4,714	0	0	0	94	236	471	707	707	943	707	471	236	94	47	0	0	0	943
27/07/2038	Tuesday	4,466	0	0	0	89	223	447	670	670	893	670	447	223	89	45	0	0	0	893
28/07/2038	Wednesday	4,218	0	0	0	84	211	422	633	633	844	633	422	211	84	42	0	0	0	844
29/07/2038	Thursday	4,714	0	0	0	94	236	471	707	707	943	707	471	236	94	47	0	0	0	943
30/07/2038	Friday	4,937	0	0	0	99	247	494	741	741	987	741	494	247	99	49	0	0	0	987
31/07/2038	Saturday	4,937	0	0	0	99	247	494	741	741	987	741	494	247	99	49	0	0	0	987

Table Hotel 12.1

London Resort - Hotels																				
Illustrative Daily and Hourly Departures - Year 2038																				
		Attendance	before 8 am	8 am - 9 am	9 am - 10 am	10 am - 11 am	11 am - 12 pm	12 pm - 1 pm	1 pm - 2 pm	2 pm - 3 pm	3 pm - 4 pm	4 pm - 5 pm	5 pm - 6 pm	6 pm - 7 pm	7 pm - 8 pm	8 pm - 9 pm	9 pm - 10 pm	10 pm - 11 pm	11 pm - 12 am	MAX
Month:	Hourly Type:	July Departures																		
01/07/2038	Thursday	4,378	44	88	219	219	438	525	744	700	438	438	219	219	88	0	0	0	0	744
02/07/2038	Friday	4,566	46	91	228	228	457	548	776	730	457	457	228	228	91	0	0	0	0	776
03/07/2038	Saturday	4,823	48	96	241	241	482	579	820	772	482	482	241	241	96	0	0	0	0	820
04/07/2038	Sunday	4,903	49	98	245	245	490	588	834	785	490	490	245	245	98	0	0	0	0	834
05/07/2038	Monday	4,930	49	99	246	246	493	592	838	789	493	493	246	246	99	0	0	0	0	838
06/07/2038	Tuesday	4,800	48	96	240	240	480	576	816	768	480	480	240	240	96	0	0	0	0	816
07/07/2038	Wednesday	4,579	46	92	229	229	458	550	779	733	458	458	229	229	92	0	0	0	0	779
08/07/2038	Thursday	4,341	43	87	217	217	434	521	738	695	434	434	217	217	87	0	0	0	0	738
09/07/2038	Friday	4,552	46	91	228	228	455	546	774	728	455	455	228	228	91	0	0	0	0	774
10/07/2038	Saturday	4,820	48	96	241	241	482	578	819	771	482	482	241	241	96	0	0	0	0	819
11/07/2038	Sunday	4,902	49	98	245	245	490	588	833	784	490	490	245	245	98	0	0	0	0	833
12/07/2038	Monday	4,930	49	99	246	246	493	592	838	789	493	493	246	246	99	0	0	0	0	838
13/07/2038	Tuesday	4,800	48	96	240	240	480	576	816	768	480	480	240	240	96	0	0	0	0	816
14/07/2038	Wednesday	4,579	46	92	229	229	458	550	779	733	458	458	229	229	92	0	0	0	0	779
15/07/2038	Thursday	4,341	43	87	217	217	434	521	738	695	434	434	217	217	87	0	0	0	0	738
16/07/2038	Friday	4,552	46	91	228	228	455	546	774	728	455	455	228	228	91	0	0	0	0	774
17/07/2038	Saturday	4,820	48	96	241	241	482	578	819	771	482	482	241	241	96	0	0	0	0	819
18/07/2038	Sunday	4,902	49	98	245	245	490	588	833	784	490	490	245	245	98	0	0	0	0	833
19/07/2038	Monday	4,930	49	99	246	246	493	592	838	789	493	493	246	246	99	0	0	0	0	838
20/07/2038	Tuesday	4,800	48	96	240	240	480	576	816	768	480	480	240	240	96	0	0	0	0	816
21/07/2038	Wednesday	4,579	46	92	229	229	458	550	779	733	458	458	229	229	92	0	0	0	0	779
22/07/2038	Thursday	4,341	43	87	217	217	434	521	738	695	434	434	217	217	87	0	0	0	0	738
23/07/2038	Friday	4,552	46	91	228	228	455	546	774	728	455	455	228	228	91	0	0	0	0	774
24/07/2038	Saturday	4,820	48	96	241	241	482	578	819	771	482	482	241	241	96	0	0	0	0	819
25/07/2038	Sunday	4,902	49	98	245	245	490	588	833	784	490	490	245	245	98	0	0	0	0	833
26/07/2038	Monday	4,930	49	99	246	246	493	592	838	789	493	493	246	246	99	0	0	0	0	838
27/07/2038	Tuesday	4,800	48	96	240	240	480	576	816	768	480	480	240	240	96	0	0	0	0	816
28/07/2038	Wednesday	4,579	46	92	229	229	458	550	779	733	458	458	229	229	92	0	0	0	0	779
29/07/2038	Thursday	4,341	43	87	217	217	434	521	738	695	434	434	217	217	87	0	0	0	0	738
30/07/2038	Friday	4,552	46	91	228	228	455	546	774	728	455	455	228	228	91	0	0	0	0	774
31/07/2038	Saturday	4,820	48	96	241	241	482	578	819	771	482	482	241	241	96	0	0	0	0	819

Table Hotel 12.2

London Resort - Main Gate
Illustrative Daily and Hourly On-Site Attendance - Year 2038

Attendance

Month:	July	
Hourly Type:	On-Site	
01/07/2038	Thursday	7,078
02/07/2038	Friday	7,414
03/07/2038	Saturday	7,414
04/07/2038	Sunday	7,414
05/07/2038	Monday	7,078
06/07/2038	Tuesday	6,706
07/07/2038	Wednesday	6,333
08/07/2038	Thursday	7,078
09/07/2038	Friday	7,414
10/07/2038	Saturday	7,414
11/07/2038	Sunday	7,414
12/07/2038	Monday	7,078
13/07/2038	Tuesday	6,706
14/07/2038	Wednesday	6,333
15/07/2038	Thursday	7,078
16/07/2038	Friday	7,414
17/07/2038	Saturday	7,414
18/07/2038	Sunday	7,414
19/07/2038	Monday	7,078
20/07/2038	Tuesday	6,706
21/07/2038	Wednesday	6,333
22/07/2038	Thursday	7,078
23/07/2038	Friday	7,414
24/07/2038	Saturday	7,414
25/07/2038	Sunday	7,414
26/07/2038	Monday	7,078
27/07/2038	Tuesday	6,706
28/07/2038	Wednesday	6,333
29/07/2038	Thursday	7,078
30/07/2038	Friday	7,414
31/07/2038	Saturday	7,414

Table Data ->

Table Total Attend
Daily and Hourly Attendance

Date	Year	Month #	Month	Day of Month	Wk. Dy.	Weeksday	Week Number	MG	2G	RDE	Waterpark	Event	Hotel	Total	Daily Attendance Rank
01/01/2038	2038	1	January	1	5	Friday	1	10,058	3,739	2,429	425	0	7,041	23,692	297
02/01/2038	2038	1	January	2	6	Saturday	1	12,827	4,769	3,097	542	2,789	7,414	31,439	209
03/01/2038	2038	1	January	3	7	Sunday	1	11,078	4,118	2,675	468	1,860	7,078	27,278	267
04/01/2038	2038	1	January	4	1	Monday	2	7,580	2,818	1,830	320	0	6,333	18,882	341
05/01/2038	2038	1	January	5	2	Tuesday	2	4,664	1,734	1,126	197	0	5,961	13,683	362
06/01/2038	2038	1	January	6	3	Wednesday	2	5,831	2,168	1,408	247	0	5,961	15,613	333
07/01/2038	2038	1	January	7	4	Thursday	2	7,580	2,818	1,830	320	0	6,706	19,254	333
08/01/2038	2038	1	January	8	5	Friday	2	8,746	3,251	2,112	370	0	7,041	21,520	316
09/01/2038	2038	1	January	9	6	Saturday	2	12,827	4,769	3,097	542	2,789	7,414	31,439	210
10/01/2038	2038	1	January	10	7	Sunday	2	11,078	4,118	2,675	468	1,860	7,078	27,278	268
11/01/2038	2038	1	January	11	1	Monday	3	7,580	2,818	1,830	320	0	6,333	18,882	342
12/01/2038	2038	1	January	12	2	Tuesday	3	4,664	1,734	1,126	197	0	5,961	13,683	363
13/01/2038	2038	1	January	13	3	Wednesday	3	5,831	2,168	1,408	247	0	5,961	15,613	354
14/01/2038	2038	1	January	14	4	Thursday	3	7,580	2,818	1,830	320	0	6,706	19,254	334
15/01/2038	2038	1	January	15	5	Friday	3	8,746	3,251	2,112	370	0	7,041	21,520	317
16/01/2038	2038	1	January	16	6	Saturday	3	12,827	4,769	3,097	542	2,789	7,414	31,439	211
17/01/2038	2038	1	January	17	7	Sunday	3	11,078	4,118	2,675	468	1,860	7,078	27,278	269
18/01/2038	2038	1	January	18	1	Monday	4	7,580	2,818	1,830	320	0	6,333	18,882	343
19/01/2038	2038	1	January	19	2	Tuesday	4	4,664	1,734	1,126	197	0	5,961	13,683	364
20/01/2038	2038	1	January	20	3	Wednesday	4	5,831	2,168	1,408	247	0	5,961	15,613	355
21/01/2038	2038	1	January	21	4	Thursday	4	7,580	2,818	1,830	320	0	6,706	19,254	335
22/01/2038	2038	1	January	22	5	Friday	4	8,746	3,251	2,112	370	0	7,041	21,520	318
23/01/2038	2038	1	January	23	6	Saturday	4	12,827	4,769	3,097	542	2,789	7,414	31,439	212
24/01/2038	2038	1	January	24	7	Sunday	4	11,078	4,118	2,675	468	1,860	7,078	27,278	270
25/01/2038	2038	1	January	25	1	Monday	5	7,580	2,818	1,830	320	0	6,333	18,882	344
26/01/2038	2038	1	January	26	2	Tuesday	5	4,664	1,734	1,126	197	0	5,961	13,683	365
27/01/2038	2038	1	January	27	3	Wednesday	5	5,831	2,168	1,408	247	0	5,961	15,613	356
28/01/2038	2038	1	January	28	4	Thursday	5	7,580	2,818	1,830	320	0	6,706	19,254	336
29/01/2038	2038	1	January	29	5	Friday	5	8,746	3,251	2,112	370	0	7,041	21,520	319
30/01/2038	2038	1	January	30	6	Saturday	5	12,827	4,769	3,097	542	2,789	7,414	31,439	213
31/01/2038	2038	1	January	31	7	Sunday	5	11,078	4,118	2,675	468	1,860	7,078	27,278	271
01/02/2038	2038	2	February	1	1	Monday	6	11,940	4,439	2,516	505	0	7,078	26,478	272
02/02/2038	2038	2	February	2	2	Tuesday	6	7,348	2,732	1,548	311	0	6,706	18,644	345
03/02/2038	2038	2	February	3	3	Wednesday	6	9,185	3,414	1,936	388	0	6,333	21,256	320
04/02/2038	2038	2	February	4	4	Thursday	6	11,940	4,439	2,516	505	0	7,078	26,478	273
05/02/2038	2038	2	February	5	5	Friday	6	12,827	4,769	3,097	542	2,789	7,414	31,439	246
06/02/2038	2038	2	February	6	6	Saturday	6	10,266	3,752	2,458	684	4,794	7,414	45,038	111
07/02/2038	2038	2	February	7	7	Sunday	6	17,451	6,487	3,677	738	3,196	7,414	38,963	157
08/02/2038	2038	2	February	8	1	Monday	7	11,940	4,439	2,516	505	0	7,078	26,478	274
09/02/2038	2038	2	February	9	2	Tuesday	7	7,348	2,732	1,548	311	0	6,706	18,644	346
10/02/2038	2038	2	February	10	3	Wednesday	7	9,185	3,414	1,936	388	0	6,333	21,256	321
11/02/2038	2038	2	February	11	4	Thursday	7	11,940	4,439	2,516	505	0	7,078	26,478	275
12/02/2038	2038	2	February	12	5	Friday	7	13,777	5,122	2,903	582	0	7,414	29,798	247
13/02/2038	2038	2	February	13	6	Saturday	7	10,266	3,752	2,458	684	4,794	7,414	45,038	112
14/02/2038	2038	2	February	14	7	Sunday	7	17,451	6,487	3,677	738	3,196	7,414	38,963	158
15/02/2038	2038	2	February	15	1	Monday	8	11,940	4,439	2,516	505	0	7,078	26,478	276
16/02/2038	2038	2	February	16	2	Tuesday	8	7,348	2,732	1,548	311	0	6,706	18,644	347
17/02/2038	2038	2	February	17	3	Wednesday	8	9,185	3,414	1,936	388	0	6,333	21,256	322
18/02/2038	2038	2	February	18	4	Thursday	8	11,940	4,439	2,516	505	0	7,078	26,478	277
19/02/2038	2038	2	February	19	5	Friday	8	13,777	5,122	2,903	582	0	7,414	29,798	248
20/02/2038	2038	2	February	20	6	Saturday	8	10,266	3,752	2,458	684	4,794	7,414	45,038	113
21/02/2038	2038	2	February	21	7	Sunday	8	17,451	6,487	3,677	738	3,196	7,414	38,963	159
22/02/2038	2038	2	February	22	1	Monday	9	11,940	4,439	2,516	505	0	7,078	26,478	278
23/02/2038	2038	2	February	23	2	Tuesday	9	7,348	2,732	1,548	311	0	6,706	18,644	348
24/02/2038	2038	2	February	24	3	Wednesday	9	9,185	3,414	1,936	388	0	6,333	21,256	323
25/02/2038	2038	2	February	25	4	Thursday	9	11,940	4,439	2,516	505	0	7,078	26,478	279
26/02/2038	2038	2	February	26	5	Friday	9	13,777	5,122	2,903	582	0	7,414	29,798	249
27/02/2038	2038	2	February	27	6	Saturday	9	10,266	3,752	2,458	684	4,794	7,414	45,038	114
28/02/2038	2038	2	February	28	7	Sunday	9	17,451	6,487	3,677	738	3,196	7,414	38,963	160
01/03/2038	2038	3	March	1	1	Monday	10	14,071	5,231	3,106	595	0	7,078	30,081	237
02/03/2038	2038	3	March	2	2	Tuesday	10	9,741	3,621	2,151	412	0	6,706	22,631	307
03/03/2038	2038	3	March	3	3	Wednesday	10	10,824	4,024	2,390	458	0	6,333	24,028	288
04/03/2038	2038	3	March	4	4	Thursday	10	14,071	5,231	3,106	595	0	7,078	30,081	238
05/03/2038	2038	3	March	5	5	Friday	10	16,235	6,036	3,584	686	0	7,414	33,955	187
06/03/2038	2038	3	March	6	6	Saturday	10	22,730	8,450	5,018	961	6,974	7,414	51,546	72
07/03/2038	2038	3	March	7	7	Sunday	10	20,565	7,645	4,540	869	4,649	7,414	45,682	108
08/03/2038	2038	3	March	8	1	Monday	11	14,071	5,231	3,106	595	0	7,078	30,081	239
09/03/2038	2038	3	March	9	2	Tuesday	11	9,741	3,621	2,151	412	0	6,706	22,631	307
10/03/2038	2038	3	March	10	3	Wednesday	11	10,824	4,024	2,390	458	0	6,333	24,028	289
11/03/2038	2038	3	March	11	4	Thursday	11	14,071	5,231	3,106	595	0	7,078	30,081	240
12/03/2038	2038	3	March	12	5	Friday	11	16,235	6,036	3,584	686	0	7,414	33,955	188
13/03/2038	2038	3	March	13	6	Saturday	11	22,730	8,450	5,018	961	6,974	7,414	51,546	73
14/03/2038	2038	3	March	14	7	Sunday	11	20,565	7,645	4,540	869	4,649	7,414	45,682	108
15/03/2038	2038	3	March	15	1	Monday	12	14,071	5,231	3,106	595	0	7,078	30,081	241
16/03/2038	2038	3	March	16	2	Tuesday	12	9,741	3,621	2,151	412	0	6,706	22,631	308
17/03/2038	2038	3	March	17	3	Wednesday	12	10,824	4,024	2,390	458	0	6,333	24,028	290
18/03/2038	2038	3	March	18	4	Thursday	12	14,071	5,231	3,106	595	0	7,078	30,081	242
19/03/2038	2038	3	March	19	5	Friday	12	16,235	6,036	3,584	686	0	7,414	33,955	189
20/03/2038	2038	3	March	20	6	Saturday	12	22,730	8,450	5,018	961	6,974	7,414	51,546	74
21/03/2038	2038	3	March	21	7	Sunday	12	20,565	7,645	4,540	869	4,649	7,414	45,682	109
22/03/2038	2038	3	March	22	1	Monday	13	14,071	5,231	3,106	595	0	7,078	30,081	243
23/03/2038	2038	3	March	23	2	Tuesday	13	9,741	3,621	2,151	412	0	6,706	22,631	309
24/03/2038	2038	3	March	24	3	Wednesday	13	10,824	4,024	2,390	458	0	6,333	24,028	291
25/03/2038	2038	3	March	25	4	Thursday	13	14,071	5,231	3,106	595	0	7,078	30,081	244
26/03/2038	2038	3	March	26	5	Friday	13	16,235	6,036	3,584	686	0	7,414	33,955	190
27/03/2038	2038	3	March	27	6	Saturday	13	22,730	8,450	5,018	961	6,974	7,414	51,546	75
28/03/2038	2038	3	March	28	7	Sunday									

04/08/2038	2038	8 August	4	3 Wednesday	32	24,566	9,132	4,218	1,039	816	6,333	46,104	98
05/08/2038	2038	8 August	5	4 Thursday	32	28,660	10,654	4,921	1,212	816	7,078	53,342	59
06/08/2038	2038	8 August	6	5 Friday	32	32,754	12,116	5,624	1,385	816	7,414	60,169	36
07/08/2038	2038	8 August	7	6 Saturday	32	35,825	13,318	6,151	1,515	6,530	7,414	70,752	15
08/08/2038	2038	8 August	8	7 Sunday	32	33,778	12,557	5,800	1,428	5,713	7,414	66,690	20
09/08/2038	2038	8 August	9	1 Monday	33	27,636	10,274	4,745	1,168	816	7,078	51,719	68
10/08/2038	2038	8 August	10	2 Tuesday	33	21,495	7,991	3,691	909	816	6,706	41,607	145
11/08/2038	2038	8 August	11	3 Wednesday	33	24,566	9,132	4,218	1,039	816	6,333	46,104	99
12/08/2038	2038	8 August	12	4 Thursday	33	28,660	10,654	4,921	1,212	816	7,078	53,342	60
13/08/2038	2038	8 August	13	5 Friday	33	32,754	12,116	5,624	1,385	816	7,414	60,169	37
14/08/2038	2038	8 August	14	6 Saturday	33	35,825	13,318	6,151	1,515	6,530	7,414	70,752	16
15/08/2038	2038	8 August	15	7 Sunday	33	33,778	12,557	5,800	1,428	5,713	7,414	66,690	21
16/08/2038	2038	8 August	16	1 Monday	34	27,636	10,274	4,745	1,168	816	7,078	51,719	69
17/08/2038	2038	8 August	17	2 Tuesday	34	21,495	7,991	3,691	909	816	6,706	41,607	146
18/08/2038	2038	8 August	18	3 Wednesday	34	24,566	9,132	4,218	1,039	816	6,333	46,104	100
19/08/2038	2038	8 August	19	4 Thursday	34	28,660	10,654	4,921	1,212	816	7,078	53,342	61
20/08/2038	2038	8 August	20	5 Friday	34	32,754	12,116	5,624	1,385	816	7,414	60,169	38
21/08/2038	2038	8 August	21	6 Saturday	34	35,825	13,318	6,151	1,515	6,530	7,414	70,752	17
22/08/2038	2038	8 August	22	7 Sunday	34	33,778	12,557	5,800	1,428	5,713	7,414	66,690	22
23/08/2038	2038	8 August	23	1 Monday	35	27,636	10,274	4,745	1,168	816	7,078	51,719	70
24/08/2038	2038	8 August	24	2 Tuesday	35	21,495	7,991	3,691	909	816	6,706	41,607	147
25/08/2038	2038	8 August	25	3 Wednesday	35	24,566	9,132	4,218	1,039	816	6,333	46,104	101
26/08/2038	2038	8 August	26	4 Thursday	35	28,660	10,654	4,921	1,212	816	7,078	53,342	62
27/08/2038	2038	8 August	27	5 Friday	35	32,754	12,116	5,624	1,385	816	7,414	60,169	39
28/08/2038	2038	8 August	28	6 Saturday	35	35,825	13,318	6,151	1,515	6,530	7,414	70,752	18
29/08/2038	2038	8 August	29	7 Sunday	35	33,778	12,557	5,800	1,428	5,713	7,414	66,690	23
30/08/2038	2038	8 August	30	1 Monday	36	27,636	10,274	4,745	1,168	816	7,078	51,719	71
31/08/2038	2038	8 August	31	2 Tuesday	36	21,495	7,991	3,691	909	816	6,706	41,607	148
01/09/2038	2038	9 September	1	3 Wednesday	36	24,566	9,132	4,218	1,039	816	6,333	46,104	102
02/09/2038	2038	9 September	2	4 Thursday	36	28,660	10,654	4,921	1,212	816	7,078	53,342	63
03/09/2038	2038	9 September	3	5 Friday	36	32,754	12,116	5,624	1,385	816	7,414	60,169	40
04/09/2038	2038	9 September	4	6 Saturday	36	35,825	13,318	6,151	1,515	6,530	7,414	70,752	19
05/09/2038	2038	9 September	5	7 Sunday	36	33,778	12,557	5,800	1,428	5,713	7,414	66,690	24
06/09/2038	2038	9 September	6	1 Monday	37	27,636	10,274	4,745	1,168	816	7,078	51,719	72
07/09/2038	2038	9 September	7	2 Tuesday	37	21,495	7,991	3,691	909	816	6,706	41,607	149
08/09/2038	2038	9 September	8	3 Wednesday	37	24,566	9,132	4,218	1,039	816	6,333	46,104	103
09/09/2038	2038	9 September	9	4 Thursday	37	28,660	10,654	4,921	1,212	816	7,078	53,342	64
10/09/2038	2038	9 September	10	5 Friday	37	32,754	12,116	5,624	1,385	816	7,414	60,169	41
11/09/2038	2038	9 September	11	6 Saturday	37	35,825	13,318	6,151	1,515	6,530	7,414	70,752	20
12/09/2038	2038	9 September	12	7 Sunday	37	33,778	12,557	5,800	1,428	5,713	7,414	66,690	25
13/09/2038	2038	9 September	13	1 Monday	38	27,636	10,274	4,745	1,168	816	7,078	51,719	73
14/09/2038	2038	9 September	14	2 Tuesday	38	21,495	7,991	3,691	909	816	6,706	41,607	150
15/09/2038	2038	9 September	15	3 Wednesday	38	24,566	9,132	4,218	1,039	816	6,333	46,104	104
16/09/2038	2038	9 September	16	4 Thursday	38	28,660	10,654	4,921	1,212	816	7,078	53,342	65
17/09/2038	2038	9 September	17	5 Friday	38	32,754	12,116	5,624	1,385	816	7,414	60,169	42
18/09/2038	2038	9 September	18	6 Saturday	38	35,825	13,318	6,151	1,515	6,530	7,414	70,752	21
19/09/2038	2038	9 September	19	7 Sunday	38	33,778	12,557	5,800	1,428	5,713	7,414	66,690	26
20/09/2038	2038	9 September	20	1 Monday	39	27,636	10,274	4,745	1,168	816	7,078	51,719	74
21/09/2038	2038	9 September	21	2 Tuesday	39	21,495	7,991	3,691	909	816	6,706	41,607	151
22/09/2038	2038	9 September	22	3 Wednesday	39	24,566	9,132	4,218	1,039	816	6,333	46,104	105
23/09/2038	2038	9 September	23	4 Thursday	39	28,660	10,654	4,921	1,212	816	7,078	53,342	66
24/09/2038	2038	9 September	24	5 Friday	39	32,754	12,116	5,624	1,385	816	7,414	60,169	43
25/09/2038	2038	9 September	25	6 Saturday	39	35,825	13,318	6,151	1,515	6,530	7,414	70,752	22
26/09/2038	2038	9 September	26	7 Sunday	39	33,778	12,557	5,800	1,428	5,713	7,414	66,690	27
27/09/2038	2038	9 September	27	1 Monday	40	27,636	10,274	4,745	1,168	816	7,078	51,719	75
28/09/2038	2038	9 September	28	2 Tuesday	40	21,495	7,991	3,691	909	816	6,706	41,607	152
29/09/2038	2038	9 September	29	3 Wednesday	40	24,566	9,132	4,218	1,039	816	6,333	46,104	106
30/09/2038	2038	9 September	30	4 Thursday	40	28,660	10,654	4,921	1,212	816	7,078	53,342	67
01/10/2038	2038	10 October	1	5 Friday	40	32,754	12,116	5,624	1,385	816	7,414	60,169	44
02/10/2038	2038	10 October	2	6 Saturday	40	35,825	13,318	6,151	1,515	6,530	7,414	70,752	23
03/10/2038	2038	10 October	3	7 Sunday	40	33,778	12,557	5,800	1,428	5,713	7,414	66,690	28
04/10/2038	2038	10 October	4	1 Monday	41	27,636	10,274	4,745	1,168	816	7,078	51,719	76
05/10/2038	2038	10 October	5	2 Tuesday	41	21,495	7,991	3,691	909	816	6,706	41,607	153
06/10/2038	2038	10 October	6	3 Wednesday	41	24,566	9,132	4,218	1,039	816	6,333	46,104	107
07/10/2038	2038	10 October	7	4 Thursday	41	28,660	10,654	4,921	1,212	816	7,078	53,342	68
08/10/2038	2038	10 October	8	5 Friday	41	32,754	12,116	5,624	1,385	816	7,414	60,169	45
09/10/2038	2038	10 October	9	6 Saturday	41	35,825	13,318	6,151	1,515	6,530	7,414	70,752	24
10/10/2038	2038	10 October	10	7 Sunday	41	33,778	12,557	5,800	1,428	5,713	7,414	66,690	29
11/10/2038	2038	10 October	11	1 Monday	42	27,636	10,274	4,745	1,168	816	7,078	51,719	77
12/10/2038	2038	10 October	12	2 Tuesday	42	21,495	7,991	3,691	909	816	6,706	41,607	154
13/10/2038	2038	10 October	13	3 Wednesday	42	24,566	9,132	4,218	1,039	816	6,333	46,104	108
14/10/2038	2038	10 October	14	4 Thursday	42	28,660	10,654	4,921	1,212	816	7,078	53,342	69
15/10/2038	2038	10 October	15	5 Friday	42	32,754	12,116	5,624	1,385	816	7,414	60,169	46
16/10/2038	2038	10 October	16	6 Saturday	42	35,825	13,318	6,151	1,515	6,530	7,414	70,752	25
17/10/2038	2038	10 October	17	7 Sunday	42	33,778	12,557	5,800	1,428	5,713	7,414	66,690	30
18/10/2038	2038	10 October	18	1 Monday	43	27,636	10,274	4,745	1,168	816	7,078	51,719	78
19/10/2038	2038	10 October	19	2 Tuesday	43	21,495	7,991	3,691	909	816	6,706	41,607	155
20/10/2038	2038	10 October	20	3 Wednesday	43	24,566	9,132	4,218	1,039	816	6,333	46,104	109
21/10/2038	2038	10 October	21	4 Thursday	43	28,660	10,654	4,921	1,212	816	7,078	53,342	70
22/10/2038	2038	10 October	22	5 Friday	43	32,754	12,116	5,624	1,385	816	7,414	60,169	47
23/10/2038	2038	10 October	23	6 Saturday	43	35,825	13,318	6,151	1,515	6,530	7,414	70,752	26
24/10/2038	2038	10 October	24	7 Sunday	43	33,778	12,557	5,800	1,428	5,713	7,414	66,690	31
25/10/2038	2038	10 October	25	1 Monday	44	27,636	10,274	4,745	1,168	816	7,078	51,719	79
26/10/2038	2038	10 October	26	2 Tuesday	44	21,495	7,991	3,691	909	816	6,706	41,607	156
27/10/2038	2038	10 October	27	3 Wednesday	44	24,566	9,132	4,218	1,039	816	6,333	46,104	110
28/10/2038	2038	10 October	28	4 Thursday	44	28,660	10,654	4,921	1,212	816	7,078	53,342	71
29/10/2038	2038	10 October	29	5 Friday	44	32,754	12,116	5,624	1,385	816	7,414	60,169	48
30/10/2038	2038	10 October	30	6 Saturday	44	35,825	13,318	6,151	1,515	6,530	7,414	70,752	27
31/10/2038	2038	10 October	31	7 Sunday	44	33,778	12,557	5,800	1,428	5,713	7,414	66,690	32
01/11/2038	2038	11 November	1	1 Monday	45	27,636	10,274	4,745	1,168	816	7,078	51,719	80
02/11/2038	2038	11 November	2	2 Tuesday	45	21,495	7,991	3,691	909	816	6,706	41,607	157
03/11/2038	2038	11											

